

Base strip - MCV 0,5/10-G-2,5 - 1881639

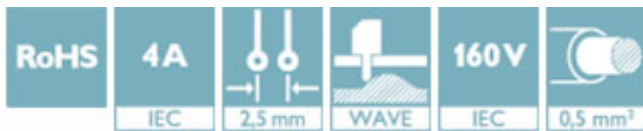
Please be informed that the data shown in this PDF Document is generated from our Online Catalog. Please find the complete data in the user's documentation. Our General Terms of Use for Downloads are valid (<http://phoenixcontact.com/download>)




Header, nominal current: 4 A, rated voltage (III/2): 160 V, number of positions: 10, pitch: 2.5 mm, Color: green, contact surface: Tin, mounting: Wave soldering

Why buy this product

- ✓ Well-known mounting principle allows worldwide use
- ✓ Vertical connection enables multi-row arrangement on the PCB



Key Commercial Data

Packing unit	50 STK
Minimum order quantity	50 STK
GTIN	 4 017918 156879
GTIN	4017918156879
Weight per Piece (excluding packing)	1.840 g
Custom tariff number	85366930
Country of origin	Germany

Technical data

Dimensions

Length [l]	8.1 mm
Pitch	2.5 mm
Dimension a	22.5 mm
Width [w]	27.2 mm
Constructional height	10.1 mm
Height [h]	13.6 mm
Length of the solder pin	3.5 mm
Pin dimensions	0,8 x 0,8
Hole diameter	1.2 mm

General

Base strip - MCV 0,5/10-G-2,5 - 1881639

Technical data

General

Range of articles	MCV 0,5/...-G
Insulating material group	I
Rated surge voltage (III/3)	1.5 kV
Rated surge voltage (III/2)	2.5 kV
Rated surge voltage (II/2)	2.5 kV
Rated voltage (III/3)	80 V
Rated voltage (III/2)	160 V
Rated voltage (II/2)	320 V
Connection in acc. with standard	EN-VDE
Nominal current I_N	4 A
Maximum load current	4 A
Insulating material	PA
Flammability rating according to UL 94	V0
Color	green
Number of positions	10

Standards and Regulations

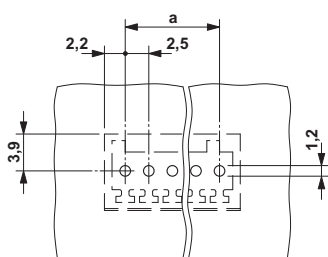
Connection in acc. with standard	EN-VDE
	CUL
Flammability rating according to UL 94	V0

Environmental Product Compliance

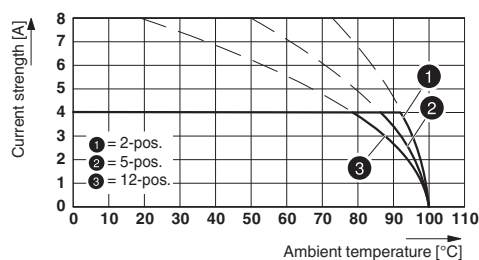
China RoHS	Environmentally friendly use period: unlimited = EFUP-e
	No hazardous substances above threshold values

Drawings

Drilling diagram



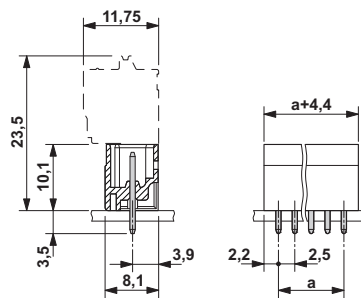
Diagram



Type: FK-MC 0,5/...-ST-2,5 with MCV 0,5/...-G-2,5

Base strip - MCV 0,5/10-G-2,5 - 1881639

Dimensional drawing



Classifications

eCl@ss

eCl@ss 4.0	272607xx
eCl@ss 4.1	27260701
eCl@ss 5.0	27260701
eCl@ss 5.1	27260701
eCl@ss 6.0	27260704
eCl@ss 7.0	27440402
eCl@ss 8.0	27440402
eCl@ss 9.0	27440402

ETIM

ETIM 3.0	EC001121
ETIM 4.0	EC002637
ETIM 5.0	EC002637
ETIM 6.0	EC002637

UNSPSC

UNSPSC 6.01	30211810
UNSPSC 7.0901	39121409
UNSPSC 11	39121409
UNSPSC 12.01	39121409
UNSPSC 13.2	39121409

Approvals

Approvals

Approvals

UL Recognized / VDE Gutachten mit Fertigungsüberwachung / cUL Recognized / IECCE CB Scheme / CCA / EAC / cULus Recognized

Ex Approvals

Base strip - MCV 0,5/10-G-2,5 - 1881639

Approvals

Approval details

UL Recognized		http://database.ul.com/cgi-bin/XYV/template/LISEXT/1FRAME/index.htm	FILE E 60425
			B
Nominal current IN			4 A
Nominal voltage UN			125 V

VDE Gutachten mit Fertigungsüberwachung		http://www.vde.com/en/Institute/OnlineService/VDE-approved-products/Pages/Online-Search.aspx	40013394
Nominal current IN			4 A
Nominal voltage UN			80 V

cUL Recognized		http://database.ul.com/cgi-bin/XYV/template/LISEXT/1FRAME/index.htm	FILE E 60425
			B
Nominal current IN			4 A
Nominal voltage UN			125 V

IECEE CB Scheme		http://www.iecee.org/	DE1-56068-B1B2
Nominal current IN			4 A
Nominal voltage UN			80 V

CCA			CCA/ DE1 34250
Nominal current IN			4 A
Nominal voltage UN			80 V

EAC			B.01742
-----	--	--	---------

Base strip - MCV 0,5/10-G-2,5 - 1881639

Approvals

cULus Recognized



<http://database.ul.com/cgi-bin/XYV/template/LISEXT/1FRAME/index.htm>

Accessories

Accessories

Coding element

Coding profile - CP-MC 0,5 - 1881435

Coding profile, is inserted into the groove in the header, red insulating material



Labeled terminal marker

Marker card - SK 2,54/2,8:FORTL.ZAHLEN - 0804853



Marker card, Card, white, labeled, Horizontal: Consecutive numbers 1 - 10, 11 - 20, etc. up to 91 - 99, Mounting type: adhesive, for terminal block width: 2.54 mm, Lettering field: 2.54 x 2.8 mm

Additional products

Printed-circuit board connector - FK-MC 0,5/10-ST-2,5 - 1881406



Plug component, nominal current: 4 A, rated voltage (III/2): 160 V, number of positions: 10, pitch: 2.5 mm, connection method: Push-in spring connection, Color: green, contact surface: Tin