

34149 ✓ ACTIVE

PLASTI-GRIP | PLASTI-GRIP

TE Internal #: 34149

PLASTI-GRIP, Ring Terminals & Spade Terminals, Ring Tongue, 22 – 16AWG Wire Size, .26 – 1.65mm² Wire Size, 509 – 3260CMA Wire Size, #10

[View on TE.com >](#)



Terminals & Splices > Ring Terminals & Spade Terminals



Terminal & Splice Type: **Ring Tongue**

Wire Size: **509 – 3260 CMA**

Ring & Spade Stud Size: **#10**

Features

Product Type Features

Shape Description	RING-043
Ring & Spade Stud Size	#10
Ring & Spade Barrel Type	Closed Barrel
Sealable	No
Insulated	Yes
Ring & Spade Wire/Cable Type	Regular Wire
Support Style	Insulation Support

Configuration Features

Number of Holes	1
Terminal Angle	Straight

Electrical Characteristics

Voltage (Max)	600 V
---------------	-------

Body Features

Inspection Slot	No
Weight per Piece	2.432 g
Ring & Spade Plating Material	Copper, Tin

Contact Features

Terminal & Splice Type	Ring Tongue
Ring & Spade Terminal Orientation	Straight



Mechanical Attachment

Wire Insulation Support	With
-------------------------	------

Dimensions

Wire Size	509 – 3260 CMA
Stud Diameter	4.82 mm[.19 in]
Tongue Thickness	.79 mm[.031 in]
Ring & Spade Overall Length	21.74 mm[.86 in]
Ring & Spade Wire Insulation Diameter (Max)	3.56 mm[.14 in]
Ring & Spade Wire Insulation Diameter	2.67 – 3.56 mm[.105 – .14 in]

Usage Conditions

Insulation Requirement	Partially Insulated
Operating Temperature Range	105 °C[221 °F]

Operation/Application

Heavy Duty	No
------------	----

Industry Standards

Government Qualified	No
----------------------	----

Packaging Features

Packaging Quantity	1000
Ring & Spade Packaging Method	Loose Piece

Product Compliance















[For compliance documentation, visit the product page on TE.com>](#)

EU RoHS Directive 2011/65/EU	Compliant
EU ELV Directive 2000/53/EC	Compliant
China RoHS 2 Directive MIIT Order No 32, 2016	No Restricted Materials Above Threshold
EU REACH Regulation (EC) No. 1907/2006	Current ECHA Candidate List: JAN 2021 (211) Candidate List Declared Against: JAN 2021 (211) Does not contain REACH SVHC
Halogen Content	Not Low Halogen - contains Br or Cl > 900 ppm.
Solder Process Capability	Not applicable for solder process capability

Product Compliance Disclaimer

This information is provided based on reasonable inquiry of our suppliers and represents our current actual knowledge based on the information they provided. This information is subject to change. The part numbers that TE has identified as EU RoHS compliant have a maximum concentration of 0.1% by weight in homogenous materials for lead, hexavalent chromium, mercury, PBB, PBDE, DBP, BBP, DEHP, DIBP, and 0.01% for cadmium, or qualify for an exemption to these limits as defined in the Annexes of Directive 2011/65/EU (RoHS2). Finished electrical and electronic equipment products will be CE marked as required by Directive 2011/65/EU. Components may not be CE marked. Additionally, the part numbers that TE has identified as EU ELV compliant have a maximum concentration of 0.1% by weight in homogenous materials for lead, hexavalent chromium, and mercury, and 0.01% for cadmium, or qualify for an exemption to these limits as defined in the Annexes of Directive 2000/53/EC (ELV). Regarding the REACH Regulation, the information TE provides on SVHC in articles for this part number is based on the latest European Chemicals Agency (ECHA) 'Guidance on requirements for substances in articles' posted at this URL: <https://echa.europa.eu/guidance-documents/guidance-on-reach>

Compatible Parts

 <p>TE Part # 59170 T-HEAD PIDG SH 26-14 ASSY</p>	 <p>REPRESENTATION ONLY</p> <p>TE Part # 47386 DAHT PG PIDG 26-16 ASSY</p>	 <p>REPRESENTATION ONLY</p> <p>TE Part # 47386-4 DAHT PG PIDG 26-16 ASSY</p>	 <p>TE Part # 58433-3 PRO CR ASSY, RBY IS9252</p>
 <p>TE Part # 59250 T-HEAD PIDG 26-14 ASSY</p>	 <p>TE Part # 58423-1 DIE, RBY IS9252</p>	 <p>TE Part # 59824-1 TETRA-CRIMP PIDG PG FASTON 22-10 ASSY</p>	 <p>REPRESENTATION ONLY</p> <p>TE Part # 525690 DAHT PG PIDG 20-18 ASSY</p>
 <p>TE Part # 539691-2 ERGO DIE R.B.Y</p>	 <p>TE Part # 2063030-1 SDE DIESET, RBY, UL</p>	 <p>TE Part # 47806-2 DIES PIDG 22-16 DIE SET</p>	 <p>TE Part # 59300 T-HEAD PIDG PG 26-16 ASSY</p>
 <p>TE Part # 169404 CERTI-LOK DIE</p>	 <p>TE Part # 169400 CERTI-LOK</p>		

Also in the Series | PLASTI-GRIP



Compression Connectors(3)



Crimp Wire Pins, Tabs & Ferrules(11)



Ring Terminals & Spade Terminals(208)



Splices(45)

Customers Also Bought



TE Part #1658671-1
D-Sub Crimp: Plug, Signal, 26 Posn,
Pin Size 22, Shell Size 2



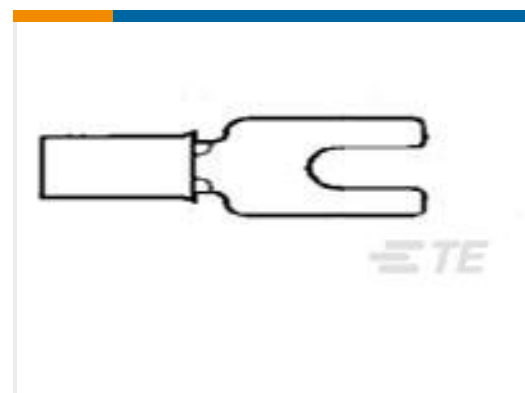
TE Part #1658670-1
D-Sub Connector Contacts: Pin, Brass,
Signal, Size 22



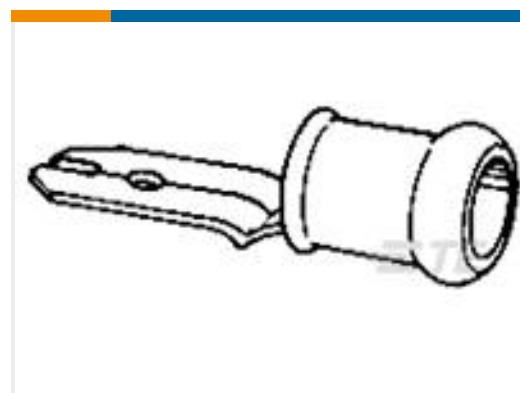
TE Part #1-5499923-2
AMP-LATCH UNIVERSAL HEADERS



TE Part #1648186-1
292-10-01100=SA CONN,SKT



TE Part #130568
PG SPADE



TE Part #140896-2
TERMINAL TAB FASTON PIDG 6,35



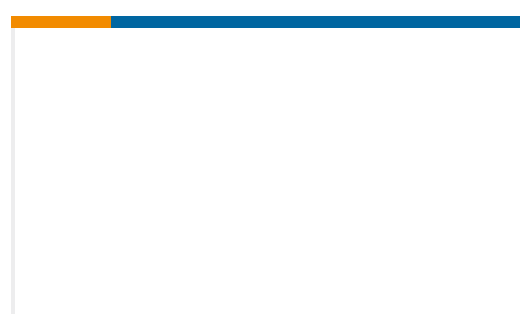
TE Part #1648382-1
708-68-01109=CONTACT,SKT,#20



TE Part #1648387-1
708-77-01109=SA CONTACT,SKT



TE Part #130102
TERMINAL PLAS-GRP RNG-TNG 5MM



TE Part #ZPF000000000112113
RECEPTACLE 4POLES S.01 W/O CT

Documents

Product Drawings

[PG R 22-16 COMM 22-18 MIL 10](#)

English

CAD Files

[3D PDF](#)

[3D](#)



Customer View Model

[ENG_CVM_CVM_34149_S.2d_dxf.zip](#)

English

Customer View Model

[ENG_CVM_CVM_34149_S.3d_igs.zip](#)

English

Customer View Model

[ENG_CVM_CVM_34149_S.3d_stp.zip](#)

English

By downloading the CAD file I accept and agree to the [Terms and Conditions](#) of use.

Product Specifications

[Application Specification](#)

English

Product Environmental Compliance

[MD_34149_10312017949_dmtec](#)

English

[MD_34149_10312017949_dmtec](#)

English

Agency Approvals

[UL Report](#)

English

[UL Report](#)

English

[UL Report](#)

English