







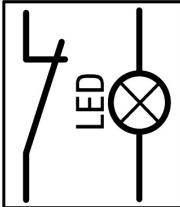

Illuminated pushbutton actuator, classic, flat, taster, 1 N/C, red, 24 V AC/DC, cable (black) with non-terminated end, 4 pole, 1 m



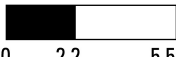
Powering Business Worldwide™

Part no. C22-DL-R-K01-24-P62
Catalog No. 185587

Delivery program



Product range			RMQ compact solution
Basic function			Illuminated pushbutton actuators
Single unit/Complete unit			Complete unit
Design			Flat
			momentary
Connection type			Cable (black) with non-terminated end, 4 pole
Cable Length		m	1
Colour			
LED			
LED			Red
Button plate			
button plate			red
Button plate			
			Blank
Rated operational voltage LED			24 V AC/DC
Name			None
Degree of Protection			IP66, IP67, IP69 (frontseitig) IP65 (on rear)
Front ring			Bezel: titanium
Connection to SmartWire-DT			no
Contacts			
N/C = Normally closed			1 NC 
Notes			 = safety function, by positive opening to IEC/EN 60947-5-1
Actuator travel and actuation force as per DIN EN 60947-5-1, K.5.4.1			
		mm	4.65
Maximum travel		mm	5.7
Minimum force for positive opening		N	15
Contact sequence			<div style="display: flex; justify-content: space-around; align-items: center;"> <div style="text-align: center;">BN  BK</div> <div style="text-align: center;">WH  BU</div> </div>

Contact travel  = Contact closed  = Contact open

Contact diagram		
Positive opening (ZW)		yes

Technical data


General

Standards			IEC/EN 60947-5-1 VDE 0660
Certifications			CE, UL, CSA
Operating frequency	Operations/h		 3600
Actuating force	n		 5
Tightening torque Threaded ring	Nm		2
Climatic proofing			Damp heat, constant, to IEC 60068-2-78 Damp heat, cyclic, to IEC 60068-2-30
Degree of Protection			IP66, IP67, IP69 (frontseitig) IP65 (on rear)
Mounting position			As required
Mechanical shock resistance, shock duration 11 ms	g		> 30

Contacts

Rated impulse withstand voltage	U_{imp}	V AC	4000
Rated insulation voltage	U_i	V	250
Overvoltage category/pollution degree			III/3
Control circuit reliability			
At 17 V DC/7 mA	H_F		N/C contact: statistically determined 1 failure per 0.9×10^6 Operations
Max. short-circuit protective device			
Fuse	gG/gL	A	4
Rated conditional short-circuit current	I_q	kA	1

Switching capacity

Rated operational current	I_e	A	
AC-15			
24 V	I_e	A	4
DC-13			
24 V	I_e	A	3
Cable characteristics			
Design			Cable end open
Cable Length		m	1
Material characteristic			PUR
Diameter		mm	4.7

Design verification as per IEC/EN 61439

Technical data for design verification			
Operating ambient temperature max.		°C	-25
Operating ambient temperature max.		°C	70

Technical data ETIM 6.0

Low-voltage industrial components (EG000017) / Push button, complete (EC001028)			
Electric engineering, automation, process control engineering / Low-voltage switch technology / Command and alarm device / Push-button actuator, complete unit (ecl@ss8.1-27-37-12-28 [AKF046011])			
Number of command positions			1
Colour button			Red
Construction type lens			Round
Hole diameter		mm	22
Width opening		mm	0

Height meter opening	mm	0
Degree of protection (IP)		-
Type of button		Flat
Suitable for illumination		Yes
Switching function latching		No
Spring-return		Yes
Supply voltage lamp	V	24
Number of contacts as normally open contact		0
Number of contacts as normally closed contact		1
Number of contacts as change-over contact		0
Type of electric connection		-
With front ring		Yes
Material front ring		Plastic
Colour front ring		Grey

Dimensions

