



Model number

VBA-4E-KE1-Z
 KE1 switch cabinet module
 4 inputs

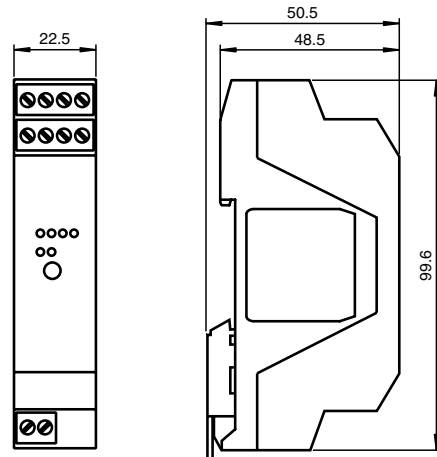
Features

- A/B slave with extended addressing possibility for up to 62 slaves
- Housing with removable terminals
- Communication monitoring
- Inputs for 2-wire sensors and mechanical contacts
- Addressing jack
- Power supply of inputs from the module
- Function display for bus, external auxiliary voltage and inputs

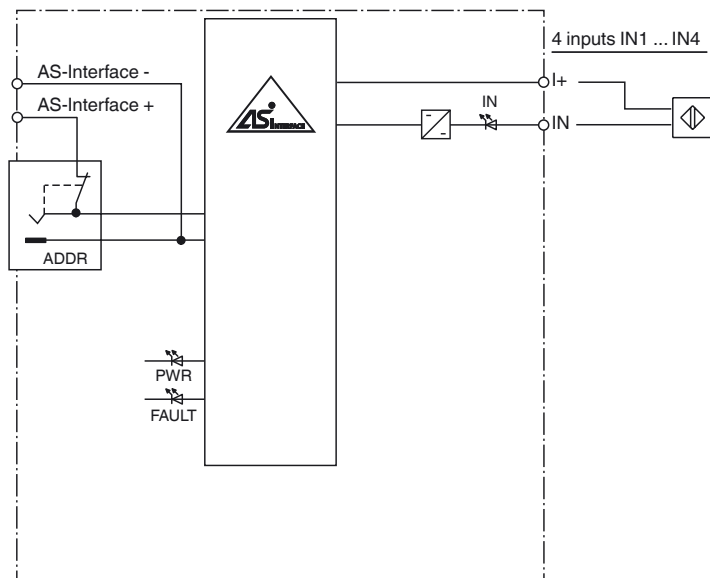
Function

The VBA-4E-KE1 AS-Interface coupling module is a cabinet module with 4 inputs. The housing, only 22.5 mm in width and 48.5 mm in height, takes up little place in the switch cabinet. The module is mounted by snapping onto the 35 mm DIN rail in accordance with EN 50022. Plug-in terminals are used for connection. 4-way terminal blocks (black) are used for the inputs. The AS-Interface is connected via a double terminal block (yellow). The supply of the inputs and the connected sensors occurs internally via the module (from AS-Interface). An LED on the front control plate is used to display the current switching state for each input.

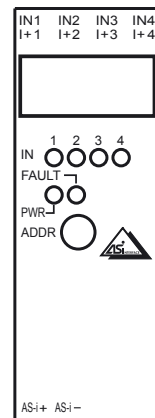
Dimensions



Electrical connection



Indicating / Operating means



Release date: 2011-07-08 15:04 Date of issue: 2014-01-13 118533_eng.xml

Technical data**General specifications**

Slave type	A/B slave
AS-Interface specification	V2.1
Required master specification	≥ V2.0
UL File Number	E87056

Functional safety related parameters

MTTF _d	730 a
Mission Time (T _M)	20 a
Diagnostic Coverage (DC)	0 %

Indicators/operating means

LED FAULT	error display; LED red red: communication error or address is 0
LED PWR	AS-Interface voltage; LED green
LED IN	switching state (input); 4 LED yellow

Electrical specifications

Rated operating voltage	U _e	26.5 ... 31.6 V from AS-Interface
Rated operating current	I _e	≤ 25 mA (without sensors) / max. 60 mA
Protection class		III
Surge protection		U _e : Over voltage category III, safe isolated power supplies (PELV)

Input

Number/Type	4 inputs for 2-wire sensors (PNP), DC or for mechanical contacts
Supply	from AS-Interface
Input current	≤ 8 mA (limited internally)
Switching point	according to DIN EN 61131-2 (Type 2)
0 (unattenuated)	≤ 2 mA
1 (attenuated)	≥ 4 mA
Signal delay	< 2 ms (input/AS-Interface)
Signal frequency	≤ 250 Hz

Programming instructions

Profile	S-0.A.0
IO code	0
ID code	A
ID1 code	7
ID2 code	0

Data bits (function via AS-Interface)	Input
D0	IN1
D1	IN2
D2	IN3
D3	IN4

Parameter bits (programmable via AS-i) function

P0	not used
P1	Input filter P1 = 0 input filter on, pulse suppression ≤ 2 ms P1 = 1 input filter off (basic setting)
P2	Synchronous mode P2 = 0 synchronous mode on P2 = 1 synchronous mode off (basic setting)
P3	not used

Ambient conditions

Ambient temperature	-25 ... 70 °C (-13 ... 158 °F)
Storage temperature	-25 ... 85 °C (-13 ... 185 °F)
Relative humidity	90 % , noncondensing
Pollution Degree	2

Mechanical specifications

Protection degree	IP20
Connection	removable terminals rated connection capacity: rigid/flexible (with and without wire-end ferrules): 0.25 mm ² ... 2.5 mm ² for multiple-wire connection with two wires of equal cross-section: flexible with twin wire-end ferrules: 0.5 mm ² ... 1.5 mm ²
Material	
Housing	PA 66-FR
Mass	80 g
Mounting	DIN mounting rail

Compliance with standards and directives

Directive conformity	
EMC Directive 2004/108/EC	EN 61000-6-2:2001, EN 61000-6-4:2001, EN 50295:1999
Standard conformity	
Noise immunity	EN 61000-6-2:2001
Emitted interference	EN 61000-6-4:2001
AS-Interface	EN 50295:1999
Input	EN 61131-2:2007

Accessories**VBP-HH1-V3.0-KIT**

AS-Interface Handheld with accessory

VBP-HH1-V3.0

AS-Interface Handheld

VAZ-PK-1,5M-V1-G

Adapter cable module/hand-held programming device

Protection degree

EN 60529:2000

Notes

Do not connect inputs and outputs, which are supplied via the module from AS-interface or via auxiliary power, with power supply and signal circuits with external potentials.

Release date: 2011-07-08 15:04 Date of issue: 2014-01-13 118533_eng.xml

Refer to "General Notes Relating to Pepperl+Fuchs Product Information".

Pepperl+Fuchs Group
www.pepperl-fuchs.com

USA: +1 330 486 0001
fa-info@us.pepperl-fuchs.com

Germany: +49 621 776 4411
fa-info@de.pepperl-fuchs.com

Singapore: +65 6779 9091
fa-info@sg.pepperl-fuchs.com