

62531-1 ✓ ACTIVE

FASTON | FASTON 205

TE Internal #: 62531-1

Quick Disconnects, Tab, 18 – 14 AWG Wire Size, .82 – 2.08 mm<sup>2</sup>

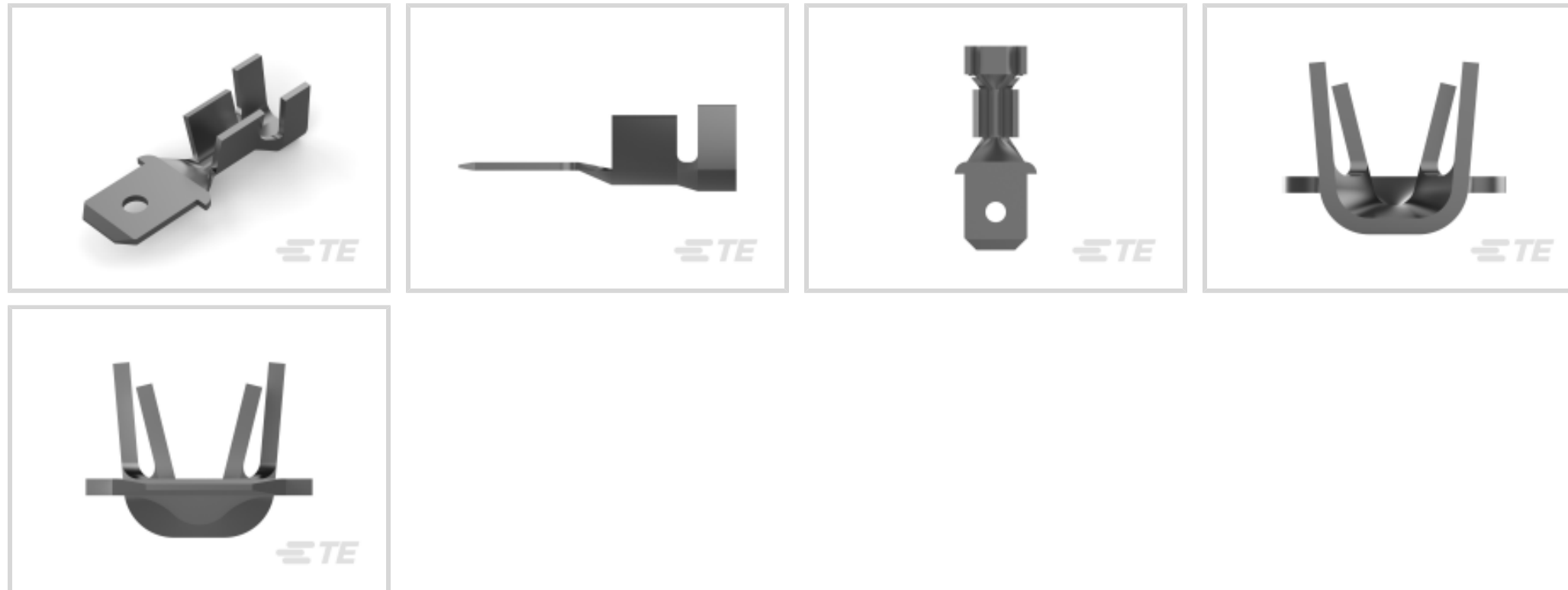
Wire Size, Mating Tab Width .205 in [5.21 mm], Straight, Brass, Tin

Plating, FASTON 205

[View on TE.com >](#)



Terminals & Splices > Quick Disconnects



Quick Disconnect Terminal Type: **Tab**

Wire Size: **.82 – 2.08 mm<sup>2</sup>**

Mating Tab Width: **5.21 mm [ .205 in ]**

Mating Tab Thickness: **.51 mm [ .02 in ]**

## Features

### Product Type Features

Terminates To	Wire & Cable
Wire Stop	No
Wire/Cable Type	Regular Wire
Sealable	No

### Configuration Features

Connection Capacity	Single
---------------------	--------

### Contact Features

Quick Disconnect Terminal Type	Tab
Mating Tab Width	5.21 mm [.205 in]
Mating Tab Thickness	.51 mm [.02 in]
Terminal Orientation	Straight
Contact Base Material	Brass
Terminal Plating Material	Tin
Crimp Type	F-Crimp
Barrel Type	Open



### Mechanical Attachment

Mating Retention Type	Dimple
Wire Insulation Support	With

### Dimensions

Accepts Wire Insulation Diameter Range	3.05 – 3.81 mm [.12 – .15 in]
Overall Length	17.15 mm [.675 in]
Receptacle Terminal Stock Thickness	.51 mm [.02 in]
Wire Size	.82 – 2.08 mm <sup>2</sup>

### Usage Conditions

Insulation Option	Uninsulated
Operating Temperature Range	-40 – 110 °C [-40 – 230 °F]

### Industry Standards

UL Rating	Listed
CSA Certified	No

### Packaging Features

Packaging Quantity	15000
Packaging Method	Strip/Reel

### Product Compliance

[For compliance documentation, visit the product page on TE.com>](#)

EU RoHS Directive 2011/65/EU	Compliant
EU ELV Directive 2000/53/EC	Compliant
China RoHS 2 Directive MIIT Order No 32, 2016	No Restricted Materials Above Threshold
EU REACH Regulation (EC) No. 1907/2006	Current ECHA Candidate List: JUNE 2022 (224) Candidate List Declared Against: JUNE 2022 (224) Does not contain REACH SVHC
Halogen Content	Low Halogen - Br, Cl, F, I < 900 ppm per homogenous material. Also BFR/CFR/PVC Free
Solder Process Capability	Not applicable for solder process capability

Product Compliance Disclaimer



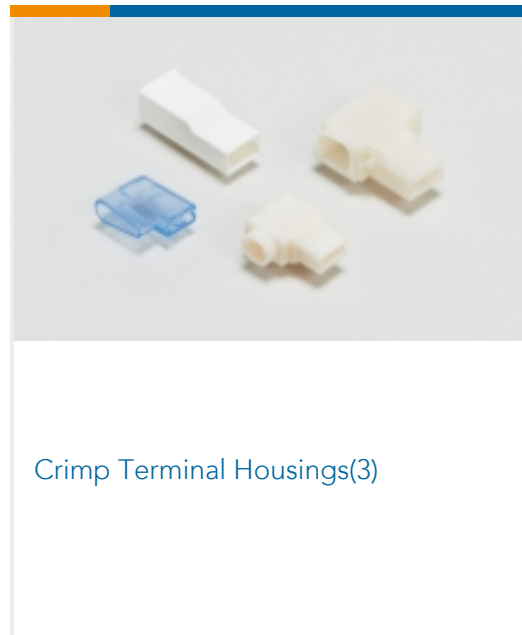
This information is provided based on reasonable inquiry of our suppliers and represents our current actual knowledge based on the information they provided. This information is subject to change. The part numbers that TE has identified as EU RoHS compliant have a maximum concentration of 0.1% by weight in homogenous materials for lead, hexavalent chromium, mercury, PBB, PBDE, DBP, BBP, DEHP, DIBP, and 0.01% for cadmium, or qualify for an exemption to these limits as defined in the Annexes of Directive 2011/65/EU (RoHS2). Finished electrical and electronic equipment products will be CE marked as required by Directive 2011/65/EU. Components may not be CE marked. Additionally, the part numbers that TE has identified as EU ELV compliant have a maximum concentration of 0.1% by weight in homogenous materials for lead, hexavalent chromium, and mercury, and 0.01% for cadmium, or qualify for an exemption to these limits as defined in the Annexes of Directive 2000/53/EC (ELV). Regarding the REACH Regulation, the information TE provides on SVHC in articles for this part number is based on the latest European Chemicals Agency (ECHA) 'Guidance on requirements for substances in articles' posted at this URL: <https://echa.europa.eu/guidance-documents/guidance-on-reach>

## Compatible Parts

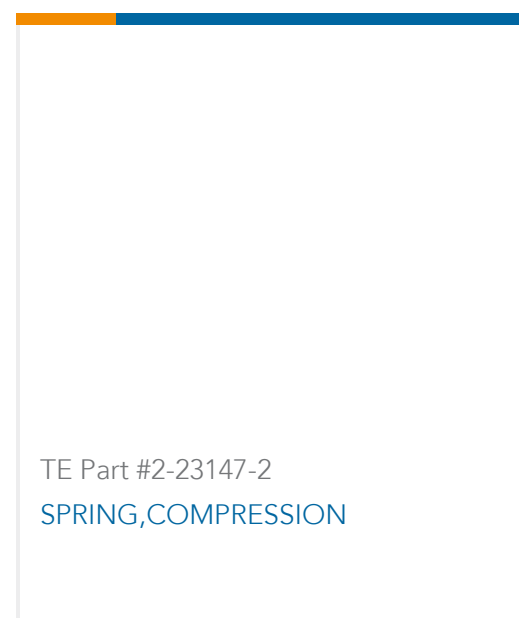
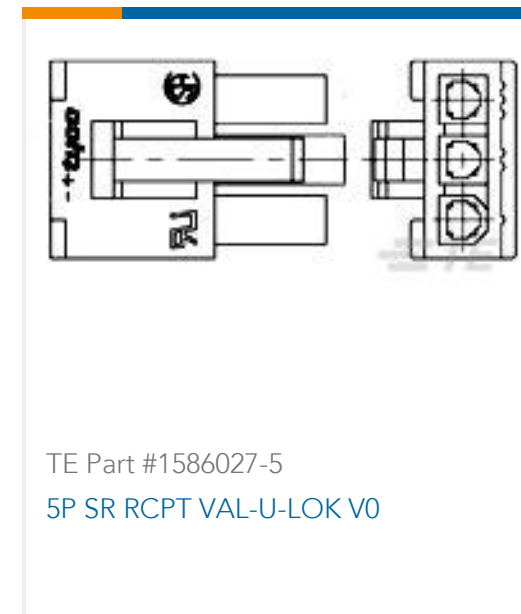

 <p>TE Part # 1-208979-0 CONV OUTLET ASSEMBLY (GRAY)</p>	 <p>TE Part # 1-208979-1 CONV OUTLET ASSEMBLY (GRAY)</p>	 <p>TE Part # 1217891-1 187 FASTON,TAB,TPBR</p>	 <p>TE Part # 208697-2 CONV OUTLET ASSEMBLY (BLACK)</p>
 <p>TE Part # 208979-2 CONV OUTLET ASSY (BLACK)</p>	 <p>TE Part # 1-208979-2 CONV OUTLET ASSEMBLY (ORANGE)</p>	 <p>TE Part # 1-208979-4 CONV OUTLET ASSY (PUTTY WHITE)</p>	 <p>TE Part # 208697-4 CONV OUTLET ASSEMBLY (ALMOND)</p>
 <p>TE Part # 208979-4 CONV OUTLET ASSEMBLY (ALMOND)</p>	 <p>TE Part # 1217118-1 110 FASTON,TAB,20-16 AWG,PTBR</p>	 <p>TE Part # 2-2836323-1 OCEAN_2.0_Applicator-S-110F1800</p>	 <p>TE Part # 2-2836323-2 OCEAN_2.0_Applicator-S-110F1800A</p>
 <p>TE Part # 2836323-1 OCEAN_2.0_Applicator-S-110F1800</p>	 <p>TE Part # 2836323-2 OCEAN_2.0_Applicator-S-110F1800A</p>	 <p>TE Part # 7-2836323-1 OCEAN_2.0_Applicator-S-110F1800</p>	 <p>TE Part # 7-2836323-2 OCEAN_2.0_Applicator-S-110F1800A</p>



## Also in the Series | FASTON 205



## Customers Also Bought





## Documents

### Product Drawings

#### 205 FASTON TAB 18-14 AWG TPBR

English

---

### CAD Files

#### 3D PDF

3D

#### Customer View Model

[ENG\\_CVM\\_CVM\\_62531-1\\_M.2d\\_dxf.zip](#)

English

#### Customer View Model

[ENG\\_CVM\\_CVM\\_62531-1\\_M.3d\\_igs.zip](#)

English

#### Customer View Model

[ENG\\_CVM\\_CVM\\_62531-1\\_M.3d\\_stp.zip](#)

English

By downloading the CAD file I accept and agree to the [Terms and Conditions](#) of use.

---

### Datasheets & Catalog Pages

#### POWER\_CONNECTORS\_CATALOG\_SEC08\_AC\_INPUTS

English

#### FASTON Tabs

English

---

### Product Specifications

#### Application Specification

English

---

### Product Environmental Compliance

#### TE Material Declaration

English