

# Product Specifications

**Model number:** LSTC12-4A-RGB-AS

**Product name:** Aluminum shell RF 24 keys RGB controller



## Product Description


24-key aluminum RF controller uses an advanced micro control unit, The product can be used for controlling a variety of lamps whose source of light is LED. For instance, point source of light, flexible light strip, wall washer lamps, glass curtain wall lights and so on. Advantages include ease of connection and simplicity in use. RF remote control enables customers to adjust brightness, static colour choices and various dynamic changes in lighting effects.

## Technical Parameters

Working temperature	-20-60℃
Supply voltage	12V~24V optional
Output	3 channels
Connecting mode	common anode
External dimension	L130*W64*H24 mm
Packing size	L137*W80*H54mm
Net weight	185g
Gross weight	215g
Static power consumption	<1W
Output current	<4A per channel
Output power	12V/4A < 144W

**External Dimensions**

(Controller size)



(Remote Control Keypad size)



## Connection description:

Power input interface (port1):




Uses conventional power jack socket as a DC power input from suitable driver (12vDC or 24vDC input)

Power input interface (port2):



Alternative DC connection with screw terminals.

Load output interface:



Colour coded screw terminals for LED strip.

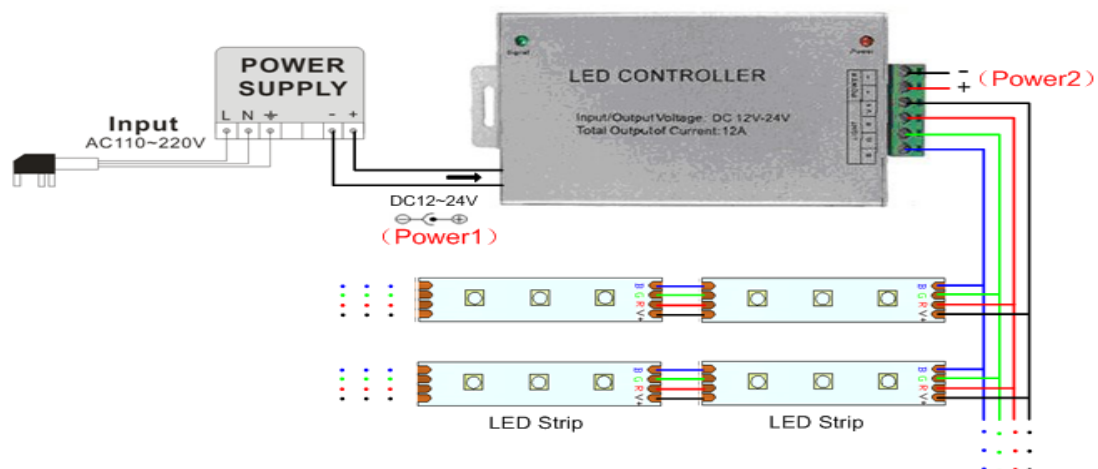
## Directions for use

- Connect the colour-coded wires first (LIGHT), following by the power wires (POWER). **Ensure no short circuit cannot occur between connecting wires before you turn on the power.**
- Each time a key on the remote is pressed, the indication light will blink, indicating that the selected mode is functioning.
- Speed and brightness levels can be adjusted.
- Additional memory function works if power is lost and then restored.
- Using the 24 key RF remote control, the key functions are as follows:

Symbol	Function / Colour	Symbol	Function / Colour	Symbol	Function / Colour	Symbol	Function / Colour
	Brightness +( 16 in all )		Brightness-( 16 in all )		Off		On
	Static red		Static green		Static blue		Static white
	Static orange		Static pea green		Static dark blue		Strobe flash
	Static dark yellow		Static cyan		Static brown		Fade in & fade out
	Static yellow		Static light blue		Static pink		3 colors or 7 colors gradually change
	Static light yellow		Static sky blue		Static purple		3 colors or 7 colors jump change

Note: ① "Brightness +" and "Brightness –" keys are used to alter brightness levels but can also be used to increase or decrease the speed of the FLASH, STROBE, FADE and SMOOTH functions.

## Typical Application:





## **Cautions**

- 1、The Input voltage for this product is DC12V or DC24V, other input voltages should not be used.
- 2、Lead wires should be connected according to the wire colours and the connecting diagram.
- 3、Overloads could damage the controller and should be avoided.