

Data sheet .

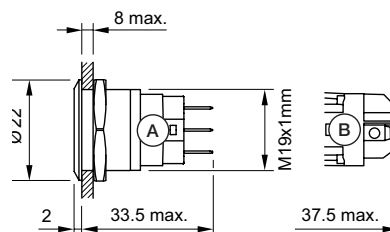
Part No.: 82-5951.2000.B001

Technical data



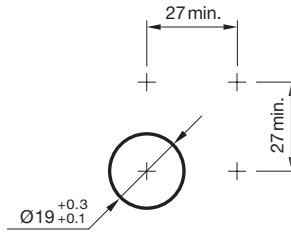
| | |
|-----------------------|--|
| Mounting cut-out | Ø 19 mm |
| Terminal | Soldering terminal, 2.8 x 0.5 mm |
| Operating Travel | ca. 3 mm |
| Lens illumination | non illuminative |
| Lens colour | Black |
| Lens shape | flush |
| Lens material | Aluminium |
| Lens surface | anodised |
| Lens optics | opaque |
| Front bezel colour | Black |
| Front bezel shape | flush |
| Front bezel material | Aluminium |
| Weight | 0.018 kg |
| Contact material | Silver |
| Switching action | Maintained |
| Switching system | Snap-action switching element |
| Symbol | ON/OFF |
| Contacts | 1 C |
| Operating temperature | - 30 °C ... + 70 °C |
| Approbations | CB, CCC, C UL, UL |
| Operating force | 4 ... 7 N |
| Climate resistance | Damp heat, 21 days according to IEC 60512-11 |
| Mechanical lifetime | 500 000 cycles of operation |
| Tightening torque | Fixing nut 0.5 Nm min. ... 1.2 Nm max. |

Dimension drawings

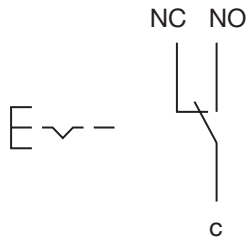


A = Solder terminal
B = Screw terminal

Mounting cut-outs



Wiring diagrams



Component layouts

