
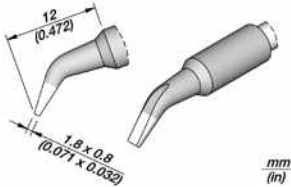
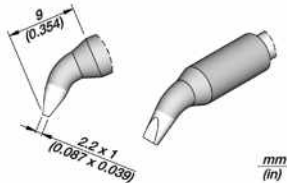
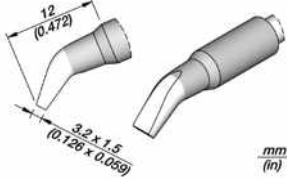
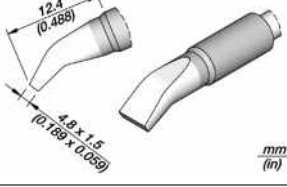

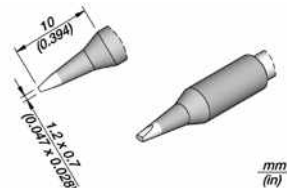

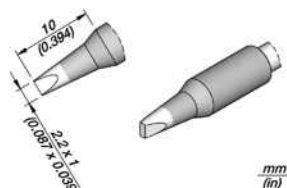
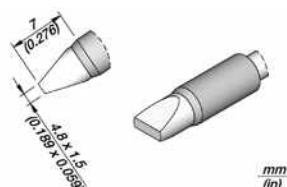


C250 Cartridges for **AL250** Auto-Feed & **AP250** Solder Feed Irons

	Ref.	Description	Image	Suggested components	Compatible with
	C250-405	Cartridge Chisel Bent 1.8 x 0.8		General use	Stations: AL, CA Tools: AL250-B AP250-A
	C250-406	Cartridge Chisel Bent 2.2 x 1		General use	Stations: AL, CA Tools: AL250-B AP250-A
	C250-418	Cartridge Chisel Bent 3.2 x 1.5		General use	Stations: AL, CA Tools: AL250-B AP250-A
	C250-412	Cartridge Chisel Bent 4.8 x 1.5		General use	Stations: AL, CA Tools: AL250-B AP250-A
	C250-407	Cartridge Chisel 1.2 x 0.7		General use	Stations: AL, CA Tools: AL250-B AP250-A
	C250-408	Cartridge Chisel 2.2 x 1 S1		General use	Stations: AL, CA Tools: AL250-B AP250-A
	C250-413	Cartridge Chisel 2.2 x 1 S2		General use	Stations: AL, CA Tools: AL250-B AP250-A
	C250-411	Cartridge Chisel 4.8 x 1.5		General use	Stations: AL, CA Tools: AL250-B AP250-A