



CONTACTOR RELAY 73E EN 50 011 7NO+3NC,  
SCREW TERMINALS AC OPERATION AC 50HZ  
110V/60HZ 132V

Figure similar

### General technical data:

Size of contactor		0
Ambient temperature during operation	°C	-25 ... +55
Protection class IP on the front		IP20
Equipment marking acc. to DIN 40719 extended according to IEC 204-2 acc. to IEC 750		K
Equipment marking acc. to DIN EN 61346-2		K
Equipment marking acc. to DIN EN 81346-2		K

### Control circuit/ Control:

Type of voltage of the control supply voltage		AC
Control supply voltage frequency		
• 1 Rated value	Hz	50
• 2 Rated value	Hz	60
Control supply voltage		
• with AC		
— at 50 Hz		
— Rated value	V	110
— at 60 Hz		
— Rated value	V	132

### Auxiliary circuit:

Operating current at AC-15		
• at 230 V Rated value	A	10
• at 400 V Rated value	A	6

Identification number and letter for switching elements		73 E
Number of NC contacts for auxiliary contacts		3
<ul style="list-style-type: none"> <li>• lagging switching</li> <li>• delayed switching</li> <li>• make-before-break switching</li> </ul>		0 0 0
Number of NO contacts for auxiliary contacts		0
<ul style="list-style-type: none"> <li>• delayed switching</li> <li>• leading contact</li> <li>• make-before-break switching</li> </ul>		0 0 0
Number of CO contacts for auxiliary contacts		0

**Connections/ Terminals:**




Type of electrical connection for auxiliary and control current circuit		screw-type terminals
---	--	----------------------

**Mechanical data:**

Mounting type		screw and snap-on mounting onto 35 mm standard mounting rail according to DIN EN 50022
Width	mm	55
Height	mm	78
Depth	mm	102

**Certificates/ approvals:**

General Product Approval			Test Certificates		
 CCC	 CSA	 UL		<a href="#">Special Test Certificate</a>	<a href="#">Type Test Certificates/Test Report</a>

Test Certificates	Shipping Approval				other
<a href="#">other</a>	 DNV	 GL	 LRS	 RMRS	<a href="#">other</a>

<b>other</b>	
<a href="#">Declaration of Conformity</a>	<a href="#">Environmental Confirmations</a>

**Safety related data:**

<b>Protection against electrical shock</b>		finger-safe
B10 value with high demand rate acc. to SN 31920 • Note		1 000 000 With 0.3 x I <sub>e</sub>
<b>T1 value for proof test interval or service life acc. to IEC 61508</b>	y	20

#### Further information

##### Information- and Downloadcenter (Catalogs, Brochures,...)

<http://www.siemens.com/industrial-controls/catalogs>

##### Industry Mall (Online ordering system)

<http://www.siemens.com/industrymall>

##### Cax online generator

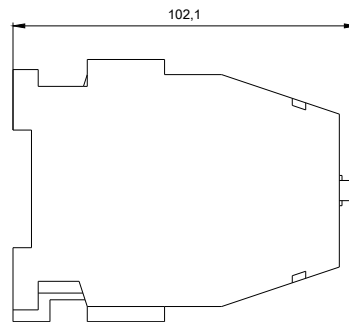
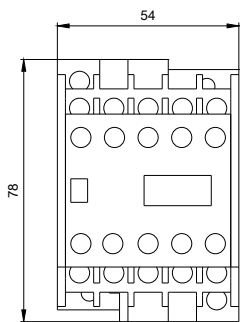
<http://support.automation.siemens.com/WW/CAXorder/default.aspx?lang=en&mlfb=3TH43730AF0>

##### Service&Support (Manuals, Certificates, Characteristics, FAQs,...)

<http://support.automation.siemens.com/WW/view/en/3TH43730AF0/all>

##### Image database (product images, 2D dimension drawings, 3D models, device circuit diagrams, EPLAN macros, ...)

<http://www.automation.siemens.com/bilddb/index.aspx?attID9=3TH43730AF0&lang=en>



last modified:

09.03.2015

WB 4417; 3TH4391-0AL2\_ALL