

Housing screw connection - SACC-BP-F-M12/ SMD-2,3/3,0-9TIP - 1419571

Please be informed that the data shown in this PDF Document is generated from our Online Catalog. Please find the complete data in the user's documentation. Our General Terms of Use for Downloads are valid (<http://phoenixcontact.com/download>)




M12 threaded sleeve with tolerance-compensating function, for straight, SMD-solderable M12 socket contact inserts. Suitable for 2.3 mm ... 3.0 mm thick front plates.

Why buy this product

- Tolerance-compensating function between PCB and housing
- Prevents force being applied to soldering spots
- Easy integration thanks to tool-free mounting
- Optional port sealing without protective cap



Key Commercial Data

| | |
|--------------------------------------|---|
| Packing unit | 10 pc |
| Minimum order quantity | 10 pc |
| GTIN |  4 055626 207063 |
| Weight per Piece (excluding packing) | 7.83 g |
| Custom tariff number | 85444290 |
| Country of origin | Germany |
| Product key | ABQCCB |

Technical data

Ambient conditions

| | |
|---------------------------------|---|
| Ambient temperature (operation) | -25 °C ... 85 °C (Plug / socket) |
| | -40 °C ... 85 °C (without mechanical actuation) |
| Degree of protection | IP67 |

General

| | |
|------|--|
| Note | The electrical and mechanical data specified assume that the connector pair is correctly locked and mounted. If the connector is unlocked and if there is a danger of contamination, the connector must be sealed using a protective cap > IP54. Influences arising from litz wires, cables or PCB assembly must also be taken into consideration. |
|------|--|

Housing screw connection - SACC-BP-F-M12/ SMD-2,3/3,0-9TIP - 1419571

Technical data

General

| | |
|-----------------------|-----------------------------------|
| Standards/regulations | M12 connector IEC 61076-2-101 |
| Mounting type | Rear mounting 2-section, lockable |

Material

| | |
|--|--|
| Flammability rating according to UL 94 | V0 |
| Sealing material | FKM (Form seal) |
| Additional material specifications | Zinc die-cast, nickel-plated (Threaded sleeve) |

Standards and Regulations

| | |
|--|-----------------|
| Standard designation | M12 connector |
| Standards/regulations | IEC 61076-2-101 |
| Flammability rating according to UL 94 | V0 |

Classifications

eCl@ss

| | |
|------------|----------|
| eCl@ss 5.1 | 27143423 |
| eCl@ss 6.0 | 27143423 |

ETIM

| | |
|----------|----------|
| ETIM 4.0 | EC001855 |
|----------|----------|

Accessories

Accessories

Panel mounting base

Housing screw connection - SACC-BP-F-FIX/NUT-BK-SMD - 1419568



Fixing sleeve for M12 housing screw connection with tolerance-compensating function, for SMD-solderable M12 socket contact inserts.

Housing screw connection - SACC-BP-F-FIX/NUT-CY-SMD - 1419565



Fixing sleeve for M12 housing screw connection with tolerance-compensating function, for SMD-solderable M12 socket contact inserts.

Housing screw connection - SACC-BP-F-M12/ SMD-2,3/3,0-9TIP - 1419571

Accessories

Housing screw connection - SACC-BP-F-FIX/NUT-GN-SMD - 1419566



Fixing sleeve for M12 housing screw connection with tolerance-compensating function, for SMD-solderable M12 socket contact inserts.

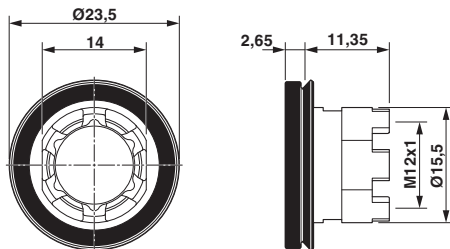
Housing screw connection - SACC-BP-F-FIX/NUT-VT-SMD - 1419567



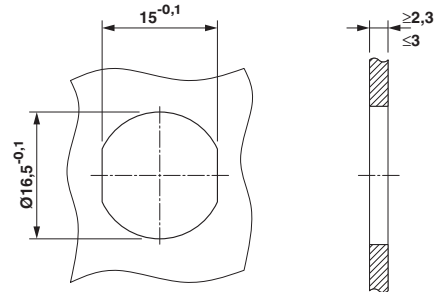
Fixing sleeve for M12 housing screw connection with tolerance-compensating function, for SMD-solderable M12 socket contact inserts.

Drawings

Dimensional drawing



Dimensional drawing



Panel cutout