












1. INTEL® 945GSE + ICH7M Chipset
2. Support INTEL® Atom N270 CPU(45nm,512K Cache, 1.60 GHz, 533 MHz FSB)
3. Build-in INTEL®GMA 950 Graphics Core
4. Integrated LVDS support 18-bit TFT LCD
5. Supports Dual Gigabit LAN
6. Integrated ALC662 HD Audio CODEC with 6-CH
7. Support Watch dog Technology
8. Easy to use
9. Support 2.5" SATA HDD
10. Small size



**Product Accessories**

|   |   |  |   |
|---|---|--|---|
|  |  |  |  |
| <p>Wall Mount Bracket</p>   | <p>60W Adapter</p>  | <p>LCD Mount Bracket</p>   | <p>SATA cable</p>   |
|  |  |  |  |
| <p>CD</p>   | <p>Manual</p>   | <p>Quick Installation Guide</p>  | <p>Power cord</p>   |

## Board Specifications

|                                  |   |  |
|----------------------------------|---|--|
| <b>Model No</b>                  | <b>JBC350F32-B</b>  |  |
| <b>Motherboard Specification</b> |   |  |
| ■ CPU                            | ■ INTEL® Atom N270 CPU(45nm,512K Cache, 1.60 GHz, 533 MHz FSB)  |  |
| ■ Chipset                        | ■ INTEL® 945GSE + ICH7M chipset<br>■ Build-in INTEL® GMA 950 Graphics Core(Share Memory Size: 128/224MB)<br>■ Front Side Bus 533MHz |  |
| ■ Memory                         | ■ 1 * SO-DIMM Sockets for un-buffered Single Channel DDR2 533/400 SDRAM<br>■ Up to 2 GB   |  |
| ■ Expansion Slots                | ■ 1 * Mini PCI-E  |  |
| ■ LAN                            | ■ 2 * Realtek RTL8111DL PCI-E Gigabit Ethernet LAN  |  |
| ■ Audio                          | ■ Realtek ALC662 6-Channel HD Audio Codec   |  |
| ■ Storage                        | ■ 1 * Serial ATA2 3Gb/s connector<br>■ 1 * Ultra DMA 133/100 IDE connector<br>■ 1 * CF card connector                               |  |
| ■ USB                            | ■ Embedded 4 * USB 2.0/1.1  |  |
| ■ BIOS                           | ■ Award 8MB DIP Flash ROM   |  |
| ■ Form Factor                    | ■ 3.5" SBC (148mm x 102mm) °  |  |
| <b>Barebone Specification</b>    |   |  |
| ■ Product size                   | ■ 240(W) x 160(D) x 37(H)mm   |  |
| ■ Specs Devices                  | ■ 1 x 2.5" HDD Drive Bay (Only support SATA 2.5" HDD)   |  |
| ■ Colors                         | ■ Black   |  |
| ■ Front I/O Port                 | ■ 2 * USB 2.0<br>■ 1 * Line-OUT & 1 * MIC<br>■ 1 * Power button & 1 * Reset button  |  |
| ■ Rear I/O Port                  | ■ 2 * USB 2.0 ports<br>■ 2 * RJ-45 port(Gigabit LAN)<br>■ 1 * DVI-D port  | ■ 1 * PS2 K/B connector<br>■ 1 * 12V DC jack<br>■ 1 * VGA port                     |
| ■ Power supply                   | ■ +12V DC-IN Power  |  |
| ■ Accessory                      | ■ 60W AC-DC Adapter x 1<br>■ CD x 1<br>■ Wall Mount Bracket x 2<br>■ COM cable x 1  | ■ Power Cord x 1<br>■ Manual x 1<br>■ LCD Mount Bracket x 1<br>■ <b>SATA cable</b> |
| ■ Application                    | ■ Set Top Box, Thin Client, Car Entertainment, Smart Mini PC, Factory Automation.   |  |
| ■ Packing                        | ■ Color Box Dimension : 417(W) x 137(D) x 296(H)mm<br>■ Gross Weight : 2.6KG<br>■ Net Weight : 2.1KG                                |  |

## Board Picture

