

Junction Boxes/Connectors

Order code	Manufacturer code	Description
23-1008	320-970	JUNCTION BOX 75X75X42
23-1010	322-980	IP54 JUNCTION BOX 85X85X42
23-1012	325-990	IP54 JUNCTION BOX 90X90X45
23-1014	326-900	IP54 JUNCTION BOX 113X113X58

Junction Boxes/Connectors	Page 1 of 2
The enclosed information is believed to be correct, Information may change 'without notice' due to product improvement. Users should ensure that the product is suitable for their use. E. & O. E.	Revision A 04/07/2003

Moulded Junction Boxes


This range of junction boxes, are moulded in light grey plastic, with snap-fit lids (except the HP100, which has a screw fixing lid).

The enclosures are heat resistant up to 100°C, they can be accessed from all sides due to the PG-inlets, on the HP 80, 90 and 100, and there is a drainage possibility for condensed water due to the stamped inlets on the base of the enclosure.

Approvals include: VDE, OVE, CEBC, SEV, KEMA-KEUR, DEMKO, SEMKO, FEMKO, NEMKO.


HP 70

IP 54 Hard Plastic Enclosure
 Dimensions: 75 x 75 x 42mm
 Delivered with 3 pre-mounted and 2 enclosed entry seals.
 Entry: 6 x Pg 16 lateral
 1 x Pg 11 rear




HP 80

IP 54 Hard Plastic Enclosure
 Dimensions: 85 x 85 x 42mm
 Delivered with 7 pre-mounted entry seals.
 Entry: 7 x Pg 16 lateral
 1 x Pg 11 rear




HP 90

IP 54 Hard Plastic Enclosure
 Dimensions: 90 x 90 x 42mm
 Delivered with 7 pre-mounted entry seals.
 Entry: 7 x Pg 16 lateral
 1 x Pg 11 rear



HP 100

IP 54 Hard Plastic Enclosure
 Dimensions: 113 x 113 x 58mm
 Delivered with 7 pre-mounted entry seals, and quick-close cover.
 Entry: 7 x Pg 21/16 lateral
 2 x Pg 16 rear



Spelsberg Type	Ref. No.	Description
HP70	320-970	75 x 75 x 42
HP80	322-980	85 x 85 x 42
HP90	325-990	90 x 90 x 45
HP100	326-900	113 x 113 x 58