



CIRCUIT BREAKER 3VA2 IEC FRAME 100 BREAKING CAPACITY CLASS H ICU=85KA @ 415 V 3POLE, LINE PROTECTION ETU320, LI, IN=25A OVERLOAD PROTECTION IR=10A ...25A SHORT CIRCUIT PROTECTION II=12 X IN CABLE CONNECTION

Model		
product brand name		SENTRON
Product designation		Molded case circuit breaker
<b>Design of the product</b>		Line protection
<b>Product variations</b>		Selective Applications
<b>Ground fault monitoring version</b>		Without
<b>Design of the auxiliary release</b>		without auxiliary release
<b>Design of the auxiliary switch</b>		Without
<b>Design of the operating mechanism</b>		toggle handle
<b>Type of the driving mechanism / motor drive</b>		No
<b>Design of the overcurrent release</b>		ETU320
General technical data		
<b>Number of poles</b>		3
<b>Trip class / of the L-trip / with I<sup>2</sup>t characteristic / initial value</b>		0.5
<b>Trip class / of the L-trip / with I<sup>2</sup>t characteristic / Full-scale value</b>		17
<b>Electrical endurance (switching cycles)</b>		
• at AC-1 / at 380/415 V / at 50/60 Hz		12 000
<b>circuit-breaker / Design</b>		3VA
<b>Mechanical service life (switching cycles) / typical</b>		20 000
Voltage		
Insulation voltage / Rated value	V	800
Protection class		

<b>Protection class IP</b>		IP40
Protection class IP / on the front		IP40
<b>Protective function of the overcurrent release</b>		LI

### Switching capacity

<b>Switching capacity class of the circuit breaker</b>		H
--------------------------------------------------------	--	---

### Dissipation

<b>Active power loss</b>		
<ul style="list-style-type: none"> <li>• maximum</li> </ul>	W	0.84

### Electricity

<b>Continuous current / Rated value / maximum</b>	A	100
Continuous current / Rated value	A	25
Adjustable response value current / of the instantaneous short-circuit release / initial value	A	1.5

### Main circuit

<b>Operating voltage</b>		
<ul style="list-style-type: none"> <li>• with AC / at 50/60 Hz / Rated value</li> </ul>	V	690
<b>Operating current</b>		
<ul style="list-style-type: none"> <li>• at 40 °C / Rated value</li> <li>• at 50 °C / Rated value</li> <li>• at 60 °C / Rated value</li> <li>• at 65 °C / Rated value</li> <li>• at 70 °C / Rated value</li> </ul>	A	25
	A	25
	A	25
	A	25
	A	25

### Auxiliary circuit

<b>Number of NC contacts / for auxiliary contacts</b>		0
<b>Number of NO contacts / for auxiliary contacts</b>		0

### Suitability

<b>Suitability for use</b>		system protection
----------------------------	--	-------------------

### Adjustable parameters

<b>Adjustable response value current</b>		
<ul style="list-style-type: none"> <li>• of I-trip / Full-scale value</li> </ul>	A	12
<b>Adjustable response value current / of the current-dependent overload release / initial value</b>	A	0.4

### Product details

<b>Product component</b>		
<ul style="list-style-type: none"> <li>• Trip indicator</li> <li>• display</li> <li>• undervoltage release</li> </ul>		No
		No
		No
<b>Product property</b>		

• for neutral conductors / upgradeable/retrofitable / Short-circuit and overload proof		No
Product expansion / optional / motor drive		Yes

### Product function

<b>Product function</b>		
• Intrinsic device protection		Yes
• communication function		No
• Phase failure detection		No
• other measurement function		No

### Accessories

<b>Manufacturer article number / of the supplied basic switch</b>		<a href="#">3VA2025-6HL36-0AA0</a>
-------------------------------------------------------------------	--	------------------------------------

### Short circuit

<b>Operational short-circuit current breaking capacity (Ics)</b>		
• at 240 V / Rated value	kA	110
• at 415 V / Rated value	kA	85
• at 440 V / Rated value	kA	85
• at 500 V / Rated value	kA	55
• at 690 V / Rated value	kA	2
<b>Maximum short-circuit current breaking capacity (Icu)</b>		
• at 240 V / Rated value	kA	110
• at 415 V / Rated value	kA	85
• at 440 V / Rated value	kA	85
• at 500 V / Rated value	kA	55
• at 690 V / Rated value	kA	2
<b>Short-circuit current making capacity (Icm)</b>		
• at 240 V / Rated value	kA	242
• at 415 V / Rated value	kA	187
• at 440 V / Rated value	kA	187
• at 500 V / Rated value	kA	121
• at 690 V / Rated value	kA	3

### Connections

Arrangement of electrical connectors / for main current circuit		Front terminal
Type of connectable conductor cross-section		
• of the round conductor terminal / stranded		1 x (6-120 mm <sup>2</sup> )
Type of electrical connection / for main current circuit		Box terminal

### Mechanical Design

<b>Height</b>	mm	181
---------------	----	-----






Width	mm	105
Depth	mm	107
Mounting type		fixed mounting


### Environmental conditions

<b>Ambient temperature</b>		
• during operation / minimum	°C	-25
• during operation / maximum	°C	70
• during storage / minimum	°C	-40
• during storage / maximum	°C	80

### Certificates

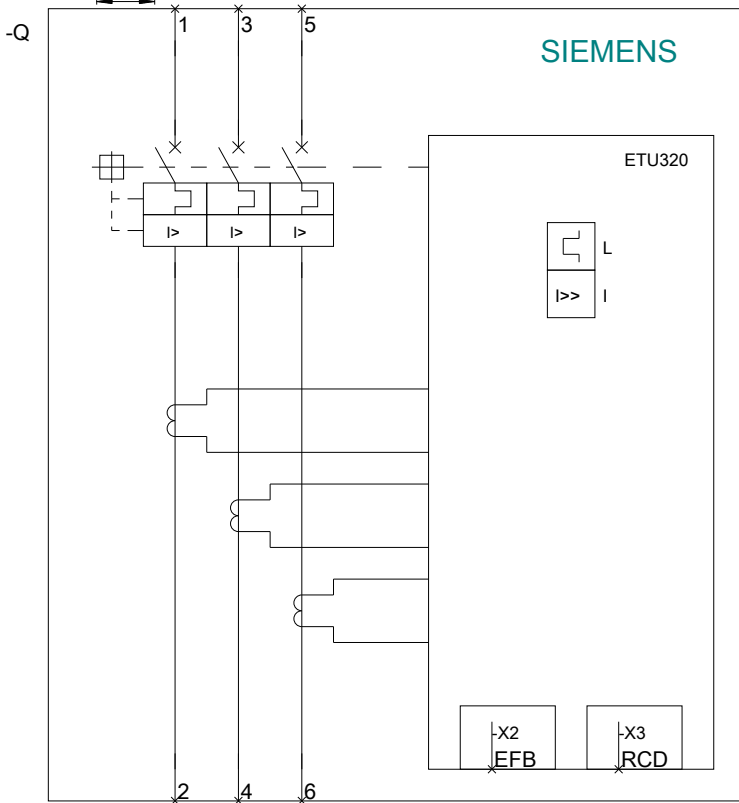
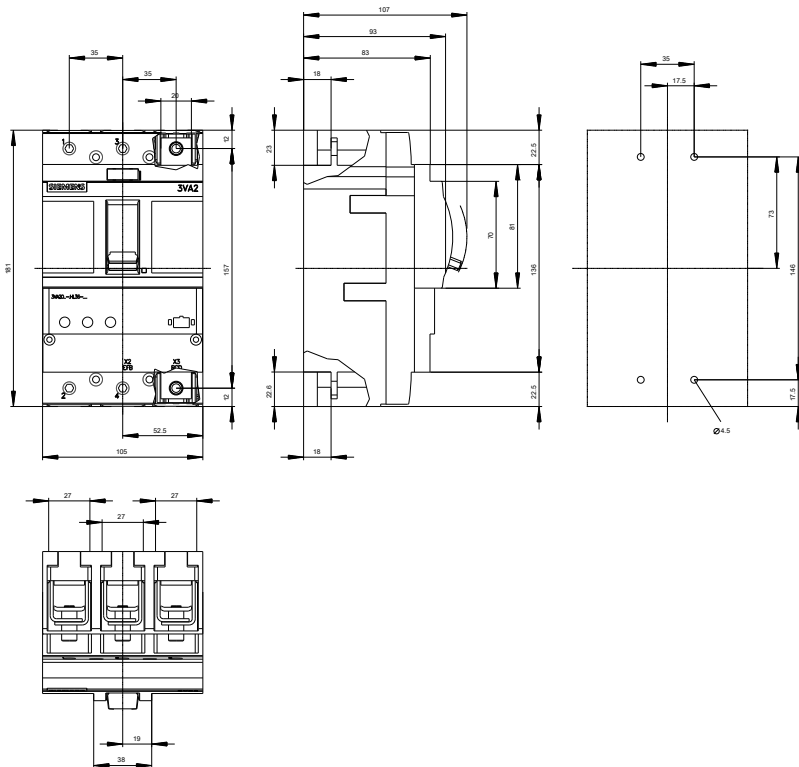
<b>Equipment marking</b>		
• acc. to DIN EN 61346-2		Q
• acc. to DIN EN 81346-2		Q

<b>General Product Approval</b>	<b>EMC</b>	<b>Declaration of Conformity</b>	<b>Shipping Approval</b>
  	<a href="#">other</a>		

<b>Shipping Approval</b>	<b>other</b>
	<a href="#">other</a>

### Further information

- Information- and Downloadcenter (Catalogs, Brochures,...)**  
<http://www.siemens.com/lowvoltage/catalogs>
- Industry Mall (Online ordering system)**  
<https://eb.automation.siemens.com/mall/en/WW/Catalog/Product/3VA20256HL360AA0>
- Service&Support (Manuals, Certificates, Characteristics, FAQs,...)**  
<http://support.automation.siemens.com/WW/view/en/3VA20256HL360AA0/all>
- Image database (product images, 2D dimension drawings, 3D models, device circuit diagrams, ...)**  
[http://www.automation.siemens.com/bilddb/cax\\_en.aspx?mlfb=3VA20256HL360AA0](http://www.automation.siemens.com/bilddb/cax_en.aspx?mlfb=3VA20256HL360AA0)
- CAX-Online-Generator**  
<http://www.siemens.com/cax>
- Tender specifications**  
<http://ausschreibungstexte.siemens.com/tiplv>



**last modified:**

11.03.2015