

Frequency transducer - MINI MCR-2-F-UI - 2902056


Please be informed that the data shown in this PDF Document is generated from our Online Catalog. Please find the complete data in the user's documentation. Our General Terms of Use for Downloads are valid (<http://phoenixcontact.com/download>)



Universally configurable frequency transducer for converting frequency and PWM signals into standard signals. Sensor voltages greater than 8.2 V DC are possible in combination with MINI MCR-2-SPS 1033202. Screw connection technology.



Key Commercial Data

Packing unit	1 pc
GTIN	 4 046356 649872
GTIN	4046356649872
Weight per Piece (excluding packing)	127.700 g
Custom tariff number	85437090
Country of origin	Germany

Technical data

Note

Utilization restriction	EMC: class A product, see manufacturer's declaration in the download area
-------------------------	---

Dimensions

Width	6.2 mm
Height	109.81 mm
Depth	119.2 mm

Ambient conditions

Ambient temperature (operation)	-40 °C ... 70 °C
Ambient temperature (storage/transport)	-40 °C ... 85 °C
Permissible humidity (operation)	5 % ... 95 % (non-condensing)
Degree of protection	IP20 (not assessed by UL)
Noise immunity	EN 61000-6-2 When being exposed to interference, there may be minimal deviations.

Frequency transducer - MINI MCR-2-F-UI - 2902056

Technical data

Input data

Frequency input	Frequency input
Frequency measuring range	0.002 Hz ... 200 kHz
Available input sources	NAMUR initiators
	NPN/PNP transistor outputs
	Floating contact (dry contact)
	Frequency generator
	Incremental encoder (speed only)
	HTL encoders
	TTL rotary transducer
	S0 signal

Output data

Number of outputs	1
Configurable/programmable	Yes
Voltage output signal	0 V ... 10 V (via DIP switch)
	2 V ... 10 V (via DIP switch)
	0 V ... 5 V (via DIP switch)
	1 V ... 5 V (via DIP switch)
	0 V ... 10.5 V (can be set via software)
Current output signal	0 mA ... 20 mA (via DIP switch)
	4 mA ... 20 mA (via DIP switch)
	0 mA ... 10 mA (via DIP switch)
	2 mA ... 10 mA (via DIP switch)
	0 mA ... 21 mA (can be set via software)
Max. output voltage	approx. 12.3 V
Max. output current	24.6 mA
Load/output load voltage output	$\geq 10 \text{ k}\Omega$
Load/output load current output	$\leq 600 \text{ }\Omega$ (at 20 mA)
Ripple	$< 20 \text{ mV}_{PP}$ (at 600 Ω)
	$< 20 \text{ mV}_{PP}$ (at 600 Ω)

Switching output

Output name	Switching output
Number of outputs	1
Contact type	1 N/O contact
Minimum switching voltage	1 V
Maximum switching voltage	30 V DC
Min. switching current	100 μA
Max. switching current	100 mA (30 V)

Output data

Step response (0–99%)	$< 35 \text{ ms}$ ($f > 500 \text{ Hz}$)
-----------------------	--

Frequency transducer - MINI MCR-2-F-UI - 2902056

Technical data

Power supply

Nominal supply voltage	24 V DC
Supply voltage range	9.6 V DC ... 30 V DC (The DIN rail bus connector (ME 6,2 TBUS-2 1,5/5-ST-3,81 GN, Order No. 2869728) can be used to bridge the supply voltage. It can be snapped onto a 35 mm DIN rail according to EN 60715))
Typical current consumption	32 mA (24 V DC) 63 mA (12 V DC)
Power consumption	≤ 1 W (at I _{OUT} = 20 mA, 9.6 V DC, 600 Ω load)

Connection data

Connection method	Screw connection
Stripping length	10 mm
Screw thread	M3
Conductor cross section solid	0.2 mm ² ... 1.5 mm ² (with ferrule) 0.14 mm ² ... 2.5 mm ² (without ferrule)
Conductor cross section flexible	0.14 mm ² ... 2.5 mm ²
Conductor cross section AWG	24 ... 12 (flexible)
Torque	0.5 Nm ... 0.6 Nm

General

No. of channels	1
Maximum transmission error	0.1 % (Frequency) 1 % (PWM signal)
Maximum temperature coefficient	0.01 %/K
Temperature coefficient, typical	0.01 %/K
Status display	Yellow LED (switching output)
Electrical isolation	Reinforced insulation in accordance with IEC 61010-1
Overvoltage category	II
Degree of pollution	2
Rated insulation voltage	300 V (effective)
Test voltage, input/output/supply	3 kV (50 Hz, 1 min.)
Electromagnetic compatibility	Conformance with EMC directive
Noise emission	EN 61000-6-4
Noise immunity	EN 61000-6-2 When being exposed to interference, there may be minimal deviations.
Color	gray
Housing material	PBT
Mounting position	any
Assembly instructions	The T connector can be used to bridge the supply voltage. It can be snapped onto a 35 mm DIN rail according to EN 60715.
Conformance	CE-compliant
ATEX	# II 3 G Ex nA IIC T4 Gc X
UL, USA/Canada	UL 508 Listed

Frequency transducer - MINI MCR-2-F-UI - 2902056

Technical data

General

	Class I, Div. 2, Groups A, B, C, D T5
	Class I, Zone 2, Group IIC T5
Certificate of classification	DNV GL TAA000021E
Fire protection for rail vehicles (DIN EN 45545-2) R22	HL 1 - HL 2
Fire protection for rail vehicles (DIN EN 45545-2) R23	HL 1 - HL 2
Fire protection for rail vehicles (DIN EN 45545-2) R24	HL 1 - HL 2

EMC data

Designation	Electromagnetic RF field
Standards/regulations	EN 61000-4-3
Typical deviation from the measuring range final value	0.2 %
Designation	Fast transients (burst)
Standards/regulations	EN 61000-4-4
Typical deviation from the measuring range final value	0.1 %
Designation	Conducted interferences
Standards/regulations	EN 61000-4-6
Typical deviation from the measuring range final value	2.8 %

Standards and Regulations

Electromagnetic compatibility	Conformance with EMC directive
Noise emission	EN 61000-6-4
Standards/regulations	EN 61000-4-2
Designation	Electromagnetic RF field
Standards/regulations	EN 61000-4-3
	EN 61000-4-4
	EN 61000-4-5
Designation	Conducted interferences
Standards/regulations	EN 61000-4-6
Electrical isolation	Reinforced insulation in accordance with IEC 61010-1
Conformance	CE-compliant
ATEX	# II 3 G Ex nA IIC T4 Gc X
UL, USA/Canada	UL 508 Listed
	Class I, Div. 2, Groups A, B, C, D T5
	Class I, Zone 2, Group IIC T5
DNV GL-Temperature	B
DNV GL-Humidity	B
DNV GL-Vibration	A
DNV GL-EMC	A
DNV GL-Enclosure	Required protection according to the Rules shall be provided upon installation on board

Environmental Product Compliance

REACH SVHC	Lead 7439-92-1
------------	----------------

Frequency transducer - MINI MCR-2-F-UI - 2902056

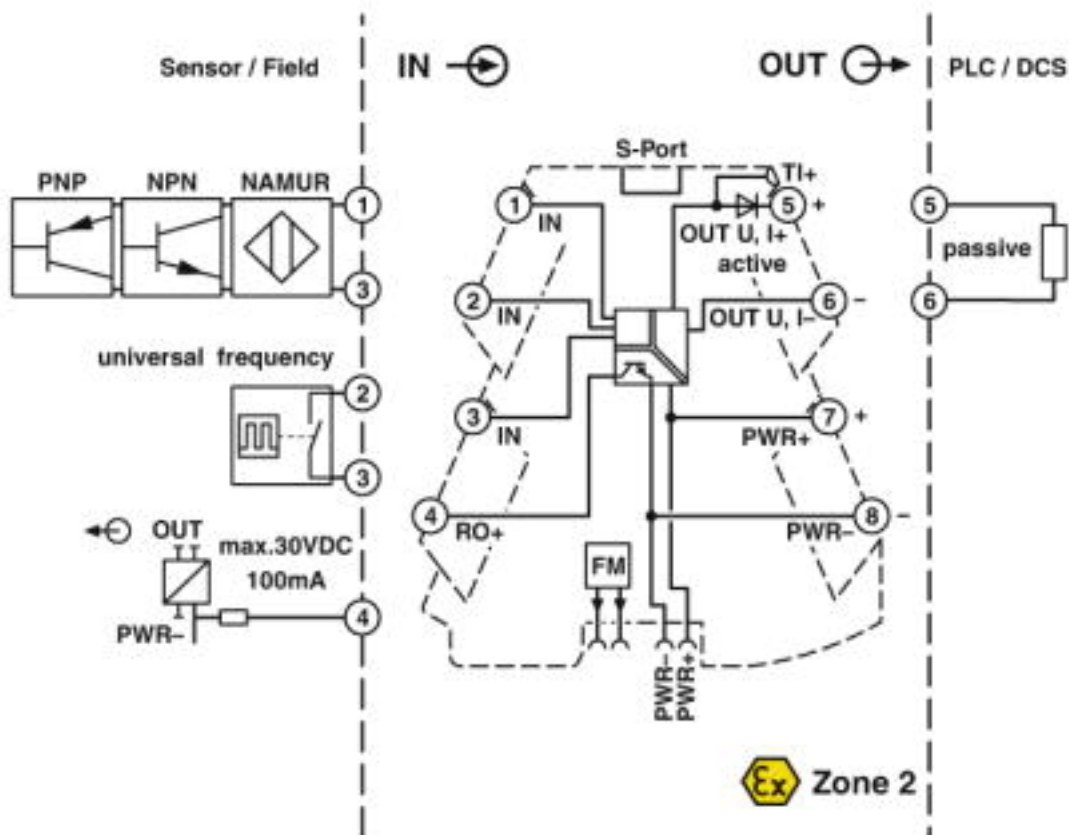
Technical data

Environmental Product Compliance

China RoHS	Environmentally Friendly Use Period = 50
	For details about hazardous substances go to tab "Downloads", Category "Manufacturer's declaration"

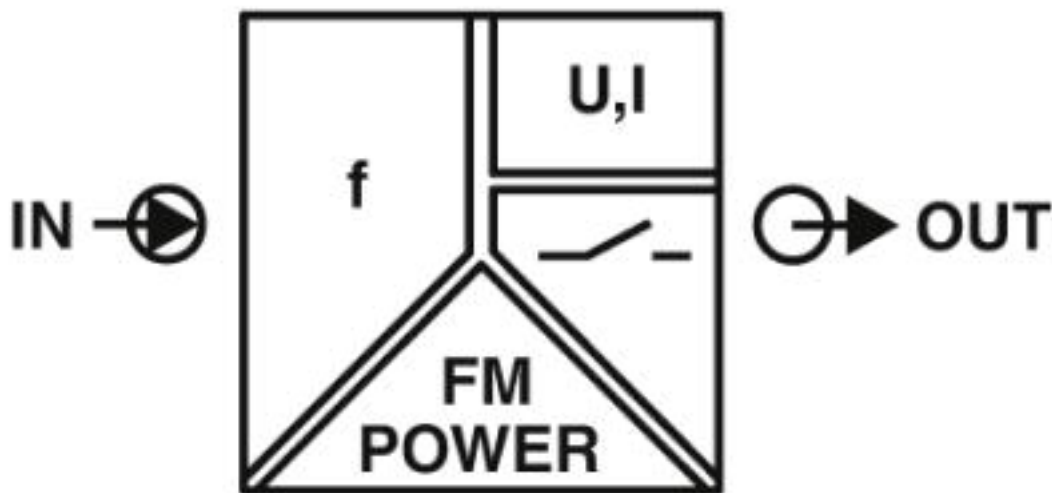
Drawings

Block diagram



Frequency transducer - MINI MCR-2-F-UI - 2902056

Pictogram



Classifications

eCl@ss

eCl@ss 4.0	27210100
eCl@ss 4.1	27210100
eCl@ss 5.0	27210100
eCl@ss 5.1	27210100
eCl@ss 6.0	27210100
eCl@ss 7.0	27210120
eCl@ss 8.0	27210120
eCl@ss 9.0	27210128

ETIM

ETIM 4.0	EC002653
ETIM 5.0	EC002653
ETIM 6.0	EC002918
ETIM 7.0	EC002918

UNSPSC

UNSPSC 6.01	30211506
UNSPSC 7.0901	39121008
UNSPSC 11	39121008
UNSPSC 12.01	39121008
UNSPSC 13.2	39121008
UNSPSC 18.0	39121007
UNSPSC 19.0	39121007
UNSPSC 20.0	39121007
UNSPSC 21.0	39121007

Frequency transducer - MINI MCR-2-F-UI - 2902056

Approvals

Approvals

Approvals

UL Listed / cUL Listed / EAC / DNV GL / cULus Listed

Ex Approvals

ATEX / UL Listed / cUL Listed / cULus Listed

Approval details

UL Listed		http://database.ul.com/cgi-bin/XYV/template/LISEXT/1FRAME/index.htm	FILE E 238705
-----------	--	---	---------------

cUL Listed		http://database.ul.com/cgi-bin/XYV/template/LISEXT/1FRAME/index.htm	FILE E 238705
------------	--	---	---------------

EAC			RU C- DE.A*30.B.01082
-----	--	--	--------------------------

DNV GL		https://approvalfinder.dnvgl.com/	TAA000021E
--------	--	---	------------

cULus Listed			
--------------	--	--	--

Accessories

Accessories

Communication module

Communication module - MINI MCR-2-V8-MOD-RTU - 2905634



Eight MINI Analog Pro signal conditioners and measuring transducers can be quickly and easily integrated into a Modbus/RTU network via a communication adapter.

Frequency transducer - MINI MCR-2-F-UI - 2902056

Accessories

Communication module - MINI MCR-2-V8-MOD-TCP - 2905635



Eight MINI Analog Pro signal conditioners and measuring transducers can be quickly and easily integrated into a Modbus/TCP network via a communication adapter.

Communication module - MINI MCR-2-V8-PB-DP - 2905636



Eight MINI Analog Pro signal conditioners and measuring transducers can be quickly and easily integrated into a PROFIBUS DP network via a communication adapter.

Constant voltage source

Constant voltage source - MINI MCR-2-SPS-24-15 - 1033202



Constant voltage source with pluggable connection technology for the generation of a highly precise constant voltage of 15 V and for the supply of sensors without internal power supply. Screw connection technology.

Constant voltage source - MINI MCR-2-SPS-24-15-PT - 1033201



Constant voltage source with pluggable connection technology for the generation of a highly precise constant voltage of 15 V and for the supply of sensors without internal power supply. Push-in connection technology.

Device marking

Marker for end clamp - UCT-EM (30X5) - 0801505



Marker for end clamp, Sheet, white, unlabeled, can be labeled with: TOPMARK NEO, TOPMARK LASER, BLUEMARK ID COLOR, BLUEMARK ID, BLUEMARK CLED, THERMOMARK PRIME, THERMOMARK CARD 2.0, THERMOMARK CARD, mounting type: snapped into marker carrier, lettering field size: 30 x 5 mm, Number of individual labels: 24

Frequency transducer - MINI MCR-2-F-UI - 2902056

Accessories

Marker for end clamp - UCT-EM (30X5) YE - 0830340



Marker for end clamp, Sheet, yellow, unlabeled, can be labeled with: TOPMARK NEO, TOPMARK LASER, BLUEMARK ID COLOR, BLUEMARK ID, BLUEMARK CLED, THERMOMARK PRIME, THERMOMARK CARD 2.0, THERMOMARK CARD, mounting type: snapped into marker carrier, lettering field size: 30 x 5 mm, Number of individual labels: 24

Plastic label - UC-EMLP (15X5) - 0819301



Plastic label, Sheet, white, unlabeled, can be labeled with: BLUEMARK ID COLOR, BLUEMARK ID, BLUEMARK CLED, PLOTMARK, CMS-P1-PLOTTER, mounting type: adhesive, lettering field size: 15 x 5 mm, Number of individual labels: 10

Plastic label - UC-EMLP (15X5) YE - 0822615



Plastic label, Sheet, yellow, unlabeled, can be labeled with: BLUEMARK ID COLOR, BLUEMARK ID, BLUEMARK CLED, PLOTMARK, CMS-P1-PLOTTER, mounting type: adhesive, lettering field size: 15 x 5 mm, Number of individual labels: 10

Plastic label - UC-EMLP (15X5) SR - 0828095



Plastic label, Sheet, silver, unlabeled, can be labeled with: BLUEMARK ID COLOR, BLUEMARK ID, BLUEMARK CLED, PLOTMARK, CMS-P1-PLOTTER, mounting type: adhesive, lettering field size: 15 x 5 mm, Number of individual labels: 10

Plastic label - US-EMLP (15X5) - 0828790



Plastic label, Card, white, unlabeled, can be labeled with: BLUEMARK ID COLOR, BLUEMARK ID, THERMOMARK PRIME, THERMOMARK CARD 2.0, THERMOMARK CARD, mounting type: adhesive, lettering field size: 15 x 5 mm, Number of individual labels: 189

Frequency transducer - MINI MCR-2-F-UI - 2902056

Accessories

Plastic label - US-EMLP (15X5) YE - 0828873



Plastic label, Card, yellow, unlabeled, can be labeled with: BLUEMARK ID COLOR, BLUEMARK ID, THERMOMARK PRIME, THERMOMARK CARD 2.0, THERMOMARK CARD, mounting type: adhesive, lettering field size: 15 x 5 mm, Number of individual labels: 189

Plastic label - US-EMLP (15X5) SR - 0828874



Plastic label, Card, silver, unlabeled, can be labeled with: BLUEMARK ID COLOR, BLUEMARK ID, THERMOMARK PRIME, THERMOMARK CARD 2.0, THERMOMARK CARD, mounting type: adhesive, lettering field size: 15 x 5 mm, Number of individual labels: 189

DIN rail connector

DIN rail bus connectors - ME 6,2 TBUS-2 1,5/5-ST-3,81 GY - 2695439



DIN rail connector (TBUS), 5-pos., for bridging the supply voltage, can be snapped onto NS 35/... DIN rails according to EN 60715

DIN rail bus connectors - ME 6,2 TBUS-2 1,5/5-ST-3,81 GN - 2869728



DIN rail connector for DIN rail mounting. Universal for TBUS housing. Gold-plated contacts, 5-pos.

Evaluation unit

Monitoring module - MINI MCR-2-FM-RC - 2904504



Fault monitoring module with plug-in connection technology for evaluating and reporting group errors from the FM system and for monitoring the supply voltages. Error message via N/C contact. Screw connection technology, standard configuration

Frequency transducer - MINI MCR-2-F-UI - 2902056

Accessories

Monitoring module - MINI MCR-2-FM-RC-PT - 2904508



Fault monitoring module with plug-in connection technology for evaluating and reporting group errors from the FM system and for monitoring the supply voltages. Error message via N/C contact. Push-in connection technology, standard configuration

Labeled device marker

Marker for end clamp - UCT-EM (30X5) CUS - 0801589



Marker for end clamp, can be ordered: by sheet, white, labeled according to customer specifications, mounting type: snapped into marker carrier, lettering field size: 30 x 5 mm, Number of individual labels: 24

Marker for end clamp - UCT-EM (30X5) YE CUS - 0830348



Marker for end clamp, can be ordered: by sheet, yellow, labeled according to customer specifications, mounting type: snapped into marker carrier, lettering field size: 30 x 5 mm, Number of individual labels: 24

Plastic label - UC-EMLP (15X5) CUS - 0824550



Plastic label, can be ordered: by sheet, white, labeled according to customer specifications, mounting type: adhesive, lettering field size: 15 x 5 mm

Plastic label - UC-EMLP (15X5) YE CUS - 0824551



Plastic label, can be ordered: by sheet, yellow, labeled according to customer specifications, mounting type: adhesive, lettering field size: 15 x 5 mm

Frequency transducer - MINI MCR-2-F-UI - 2902056

Accessories

Plastic label - UC-EMLP (15X5) SR CUS - 0828099



Plastic label, can be ordered: by sheet, silver, labeled according to customer specifications, mounting type: adhesive, lettering field size: 15 x 5 mm, Number of individual labels: 10

Plastic label - US-EMLP (15X5) CUS - 0830076



Plastic label, can be ordered: By card, white, labeled according to customer specifications, mounting type: adhesive, lettering field size: 15 x 5 mm, Number of individual labels: 189

Plastic label - US-EMLP (15X5) YE CUS - 0830077



Plastic label, can be ordered: By card, yellow, labeled according to customer specifications, mounting type: adhesive, lettering field size: 15 x 5 mm, Number of individual labels: 189

Plastic label - US-EMLP (15X5) SR CUS - 0830078



Plastic label, can be ordered: By card, silver, labeled according to customer specifications, mounting type: adhesive, lettering field size: 15 x 5 mm, Number of individual labels: 189

Power module

Power terminal block - MINI MCR-2-PTB - 2902066



Power terminal with plug-in connection technology for delivering the supply voltage to the DIN rail connector. Monitoring of the supply voltages in combination with the fault monitoring module. Screw connection technology

Frequency transducer - MINI MCR-2-F-UI - 2902056

Accessories

Power terminal block - MINI MCR-2-PTB-PT - 2902067



Power terminal with plug-in connection technology for delivering the supply voltage to the DIN rail connector. Monitoring of the supply voltages in combination with the fault monitoring module. Push-in connection technology

Power supply

Power supply unit - MINI-SYS-PS-100-240AC/24DC/1.5 - 2866983



Primary-switched MINI POWER supply for DIN rail mounting, input: 1-phase, output: 24 V DC/1.5 A

Power supply unit - MINI-PS-100-240AC/24DC/1.5/EX - 2866653



Primary-switched power supply MINI POWER for DIN rail mounting, input: 1-phase, output: 24 V DC/1,5 A, for the potentially explosive area

Programming adapter

Adapter - IFS-BT-PROG-ADAPTER - 2905872



Bluetooth adapter with micro USB and S-PORT interface for wireless communication with the MINI Analog, MINI Analog Pro, MACX Analog, INTERFACE system gateways, and PLC logic device series.

Programming adapter - IFS-USB-PROG-ADAPTER - 2811271



Programming adapter with USB interface, for programming with software. The USB driver is included in the software solutions for the products to be programmed, such as measuring transducers or motor managers.

Frequency transducer - MINI MCR-2-F-UI - 2902056

Accessories

Programming adapter - TWN4 MIFARE NFC USB ADAPTER - 2909681



Near Field Communication (NFC) programming adapter with USB interface for the wireless configuration of NFC-capable products from PHOENIX CONTACT with software. No separate USB driver is required.

System adapter

System adapter - MINI MCR-2-V8-FLK 16 - 2901993



Eight MINI Analog Pro signal conditioners and measuring transducers can be connected to a controller with minimal cabling effort and without any errors using system adapters and system cabling.

Terminal marking

Marker strip - SK 5,0 WH:REEL - 0805221



Marker strip, Roll, white, unlabeled, can be labeled with: THERMOMARK ROLL 2.0, THERMOMARK ROLL, THERMOMARK ROLL X1, THERMOMARK ROLLMASTER 300/600, THERMOMARK X1.2, mounting type: adhesive, for terminal block width: 5 mm, lettering field size: continuous x 5 mm, Number of individual labels: 90000