



The information provided in this documentation contains general descriptions and/or technical characteristics of the performance of the products contained herein. This documentation is not intended as a substitute for and is not to be used for determining suitability or reliability of these products for specific user applications. It is the duty of any such user or integrator to perform the appropriate and complete risk analysis, evaluation and testing of the products with respect to the relevant specific application or use thereof. Neither Schneider Electric Industries SAS nor any of its affiliates or subsidiaries shall be responsible or liable for misuse of the information contained herein.



Main

Range	TeSys
Product name	TeSys SK
Product or component type	Mini contactor
Device short name	LC1SK
Contactor application	Resistive load Motor control
Utilisation category	AC-1 AC-3
Power pole contact composition	2P
Pole contact composition	2 NO
[Ue] rated operational voltage	Power circuit: 690 V AC 50/60 Hz
[Ie] rated operational current	6 A ≤ 440 V AC AC-3 12 A (at <55 °C) AC AC-1
Motor power kW	1.1 kW 220...230 V AC 50/60 Hz 2.2 kW 380...415 V AC 50/60 Hz 2.2 kW 660...690 V AC 50/60 Hz
Control circuit type	AC 50/60 Hz
[Uc] control circuit voltage	24 V AC 50/60 Hz
[Ith] conventional free air thermal current	12 A (at 55 °C) for power circuit
Irms rated making capacity	66 A at 690 V AC conforming to IEC 60947 66 A at 690 V AC conforming to NF C 63-110
Rated breaking capacity	52 A at ≤ 400 V for power circuit conforming to NF C 63-110 52 A at ≤ 400 V for power circuit conforming to IEC 60947
[Icw] rated short-time withstand current	50 A 55 °C for power circuit
Associated fuse rating	16 A gI at ≤ 440 V for power circuit conforming to IEC 60947
Average impedance	4 mOhm - Ith 12 A 50 Hz
[Ui] rated insulation voltage	690 V IEC 60947 690 V conforming to VDE 0110 group C 690 V BS 5424 690 V conforming to UL 508 690 V conforming to CSA C22.2 No 14
Mounting support	Rail
Standards	VDE 0660 BS 5424 IEC 60947 NF C 63-110
Product certifications	CULus
Connections - terminals	Power circuit: connector 1 cable(s) 0.35... 6 mm ² flexible with cable end Power circuit: connector 1 cable(s) 0.5... 6 mm ² flexible without cable end Power circuit: connector 1 cable(s) 1.5...6 mm ² solid Power circuit: connector 2 cable(s) 0.35... 1.5 mm ² flexible with cable end Power circuit: connector 2 cable(s) 0.35... 2.5 mm ² flexible without cable end Power circuit: connector 2 cable(s) 1.5...4 mm ² solid
Tightening torque	0.8 N.m - on connector - with screwdriver pozidriv No 1
Operating time	6...8 ms coil de-energisation and NO opening 7...14 ms coil energisation and NO closing
Mechanical durability	10 Mcycles
Maximum operating rate	1200 cyc/h

Complementary

Control circuit voltage limits	Operational 0.85...1.1 Uc 122 °F (50 °C) Drop-out 0.2...0.75 Uc 122 °F (50 °C)
Inrush power in VA	16 VA 68 °F (20 °C)
Hold-in power consumption in VA	4.2 VA 68 °F (20 °C)
Heat dissipation	1.4 W 50/60 Hz

Environment

IP degree of protection	IP2x VDE 0106
Protective treatment	TC IEC 60068 TC DIN 50015
Ambient air temperature for operation	-4...122 °F (-20...50 °C)
Ambient air temperature for storage	-58...158 °F (-50...70 °C)
Operating altitude	2000 m without derating
Height	2.20 in (56 mm)
Maximum Width	1.06 in (27 mm)
Depth	2.19 in (55.5 mm)
Net Weight	0.29 lb(US) (0.132 kg)





Ordering and shipping details

Category	22326 - CTR,K-LINE,AC,OPEN,NONREV
Discount Schedule	I12
GTIN	00785901983101
Nbr. of units in pkg.	1
Package weight(Lbs)	0.25 lb(US) (0.11 kg)
Returnability	No
Country of origin	CZ

Packing Units

Unit Type of Package 1	PCE
Package 1 Height	1.30 in (3.3 cm)
Package 1 width	2.32 in (5.9 cm)
Package 1 Length	2.64 in (6.7 cm)
Unit Type of Package 2	S01
Number of Units in Package 2	40
Package 2 Weight	10.83 lb(US) (4.914 kg)
Package 2 Height	5.91 in (15 cm)
Package 2 width	5.91 in (15 cm)
Package 2 Length	15.75 in (40 cm)

Offer Sustainability

Sustainable offer status	Green Premium product
RECh Regulation	 RECh Declaration
RECh free of SVHC	Yes
EU RoHS Directive	Compliant  EU RoHS Declaration
Mercury free	Yes
RoHS exemption information	 Yes
China RoHS Regulation	 China RoHS Declaration
Environmental Disclosure	 Product Environmental Profile
WEEE	The product must be disposed on European Union markets following specific waste collection and never end up in rubbish bins.

Contractual warranty

Warranty

18 months
