


AC-Electronic Current Transformer STWA1SH

2 A, with transistor-output

STWA1SH
Electronic Current Transformer with
fixed switching point



The STWA1SH has an integrated electronic with transistor-output. The switching point is 2 A. Above app. 2 A the output transistor is switched on below app. 1.5 A it is off.

The conductor is simply pushed through the transformer. Multiple loops reduce the switching point correspondingly, for instance to 0.5 A with four loops. A supply voltage is not required.

Application: The STWA1SH is used where current flow is to be detected, with the exact value of the current either known from the power consumption of the connected consumer or does not

matter for the evaluation.

For simultaneous evaluation of the current flow in several conductors the STWA 1 S device can be connected in series (AND circuit, pay attention to the voltage drop) or in parallel (OR circuit, pay attention to the leak current).

- isolated transistor-output max. DC 40 V/40 mA
- output can be directly connected to the digital input of a PLC
- integrated diode for reverse voltage protection
- electrical connection via screwless pluggable terminals
- no supply voltage required
- DIN-rail-mount or with screws
- plug-in current transformer (Ø 11 mm)
- max. overload 100 A continuously, 300 A / 10 s

Order-number

S225550

Switching point at $T_u = 25^\circ\text{C}$
Hysteresis
Repeat accuracy
Temperature dependence
Overload cap. continuous / 10s

AC 2 A +20/-40%
approx. 6%
 $\pm 5\%$
0...55°C: <0,5%/K (-20...0°C: <2,5%/K)
100 A / 300 A

Output voltage/current max.
Voltage drop (ON)
Leak current (OFF)
Switch-on /switch-off delay

DC 40 V / 40 mA
max. 3 V
max. 0,6 mA
app. 50 / 200 ms

Nominal frequency
operating range
error

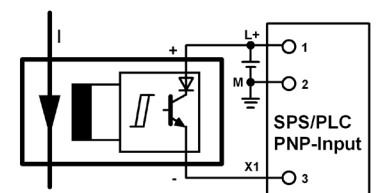
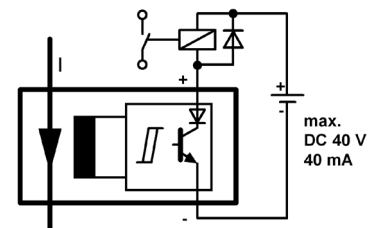
50 Hz
30...70 Hz
 $\leq 1\%/Hz$

Rated ambient temperature
range

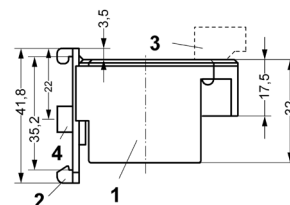
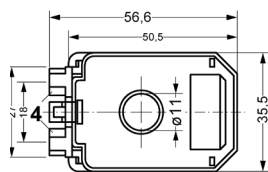
-20...+55 °C

Housing
Dimensions (h x w x d)
Diameter for conductor
Weight

Design H
50 x 36 x 56 mm
11 mm
app. 90 g



Dimension illustrations



- 1 Housing
- 2 Clip for DIN-rail (removeable)
- 3 Terminal (pluggable)
- 4 Wall-mounting (M4)