

● PROFESSIONAL LED INDICATORS Ø12.7mm Mounting

FEATURES



538 SERIES

PACK QUANTITY = 10 PIECES

- Each product will operate over a wide voltage input range
- Robust stainless steel housing
- Full internal potting to resist shock and vibration
- Sealed to IP67
- Fitted with an internal diode to provide reverse voltage protection to 1000Vdc

SPECIFICATIONS

Ordering Information & Typical Technical Characteristics (Ta = 25°C)

Mean Time Between Failure = 100,000 Hours. Luminous intensity figures refer to the unmodified discrete LED.

PART NUMBER	COLOUR	LENS	VOLTAGE DC (Vdc) Vopr	CURRENT DC (mA) Iopr	LUMINOUS INTENSITY Iv@20mA (mcd)	WAVE LENGTH λp (nm)	OPERATING TEMP Topr	STORAGE TEMP Tstg		
HIGH INTENSITY										
538-501-63	Red		Colour Diffused	12-28	8-20	11000	643	-40 ~ +95 [^]	-40 ~ +100	Yes
538-521-63	Yellow		Colour Diffused	12-28	8-20	16000	591	-40 ~ +95 [^]	-40 ~ +100	Yes
538-532-63	Green		Colour Diffused	12-28	8-20	23000	527	-40 ~ +95 [^]	-40 ~ +100	Yes
538-930-63	Blue		Colour Diffused	12-28	8-20	7000	470	-40 ~ +95 [^]	-40 ~ +100	Yes
538-997-63	Cool White		Colour Diffused	12-28	8-20	14000	*see below	-40 ~ +95 [^]	-40 ~ +100	Yes
538-501-75	Red		Colour Diffused	110Vac	6	11000	643	-40 ~ +95 [^]	-40 ~ +100	Yes
538-521-75	Yellow		Colour Diffused	110Vac	6	16000	591	-40 ~ +95 [^]	-40 ~ +100	Yes
538-532-75	Green		Colour Diffused	110Vac	6	23000	527	-40 ~ +95 [^]	-40 ~ +100	Yes
538-930-75	Blue		Colour Diffused	110Vac	6	7000	470	-40 ~ +95 [^]	-40 ~ +100	Yes
538-997-75	Cool White		Colour Diffused	110Vac	6	14000	*see below	-40 ~ +95 [^]	-40 ~ +100	Yes
UNITS			Vdc	mA	mcd	nm	°C	°C		



[^] = Products must be derated according to the derating information. Each derating graph refers to specific LEDs. Refer to page 3.

997F-C	*Typical emission colour cool white			
x	0.245	0.361	0.356	0.264
y	0.229	0.385	0.351	0.220

Intensities (Iv) and colour shades of white (x,y co-ordinates) may vary between LEDs within a batch.

How to Order:

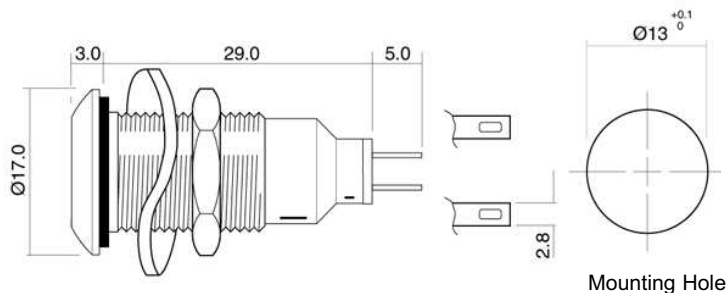
website: www.marl.co.uk • email: sales@marl.co.uk •

• Telephone +44 (0)1229 582430 • Fax: +44 (0)1229 585155

The information contained in this datasheet does not constitute part of any order or contract and should not be regarded as a representation relating to either products or service. Marl International reserve the right to alter without notice the specification or any conditions of supply for products or service.

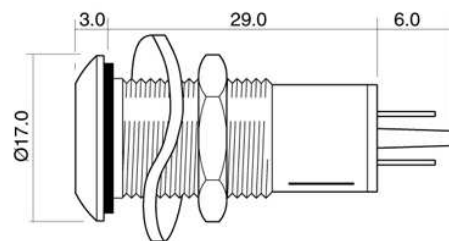
538 Series

Below 50Vac/dc



Dimensions in mm (Typical)
Not to scale

Above 50Vac/dc

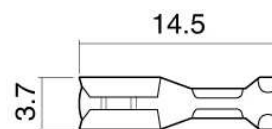


Anode termination indicated by red sleeve
Mounting hole to be clean and burr free

MATERIALS

Body	Stainless Steel grade 303
Nut	Stainless Steel grade 303
Panel Seal	Viton
Termination	Copper with Silver flash finish
Lock Washer	Stainless steel
Fresnel Lens	Polycarbonate
Encapsulation	PC5430 resin
Header	Nylon 6 A82

PUSH-ON CONNECTORS



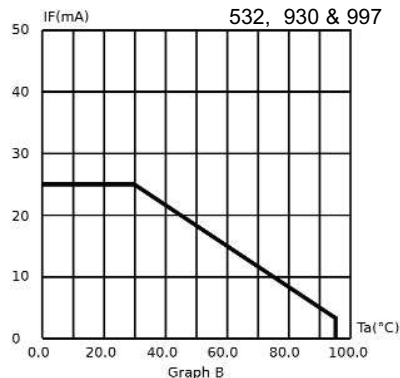
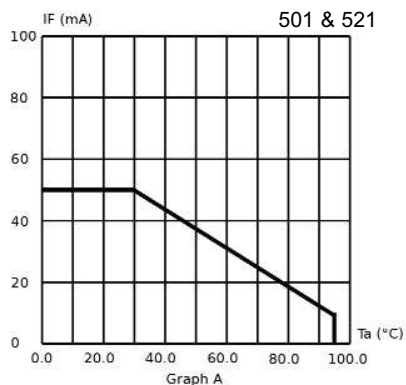
925-000-00 is brass tin plated.
For use with 538 series lamps.

Dimensions in mm (Typical)
Not to scale

TECHNICAL CHARACTERISTICS

SERIES	MAXIMUM POWER DISSIPATION	PANEL CUTOUT	MOUNTING TORQUE	MINIMUM MOUNTING CENTRES	MIN/MAX. PANEL THICKNESS
538	825 mw	13.0 mm	1.0 Nm	X,Y=26.0 mm	2.0-10.0 mm

DERATING INFORMATION



How to Order:

website: www.marl.co.uk • email: sales@marl.co.uk •

• Telephone +44 (0)1229 582430 • Fax: +44 (0)1229 585155

The information contained in this datasheet does not constitute part of any order or contract and should not be regarded as a representation relating to either products or service. Marl International reserve the right to alter without notice the specification or any conditions of supply for products or service.



BS EN ISO 9001:2000
Approved Manufacturer