

Sample set - SAMPLE PTSM 0,5/ 8-2,5-V-THR - 1701107

Please be informed that the data shown in this PDF Document is generated from our Online Catalog. Please find the complete data in the user's documentation. Our General Terms of Use for Downloads are valid (<http://phoenixcontact.com/download>)

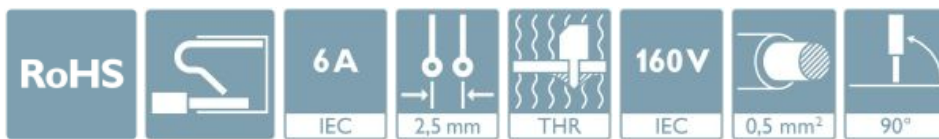


The figure shows a 3-position version


PCB terminal block, nominal current: 6 A, rated voltage (III/2): 160 V, nominal cross section: 0.5 mm², Number of potentials: 8, Number of rows: 1, Number of positions per row: 8, product range: PTSM 0,5/..-V-THR, pitch: 2.5 mm, connection method: Push-in spring connection, mounting: THR soldering, conductor/PCB connection direction: 90 °, color: black, Pin layout: Linear double pinning, Solder pin [P]: 2.1 mm, type of packaging: packed in cardboard. SAMPLE set with 5 items in belt section. When used as part of soldering process, please use items without SAMPLE marking

Your advantages

- ✓ Time saving push-in connection, tools not required
- ✓ Defined contact force ensures that contact remains stable over the long term
- ✓ High current carrying capacity of 6 A in very compact dimensions
- ✓ Designed for integration into the SMT soldering process
- ✓ Vertical connection enables multi-row arrangement on the PCB



Key Commercial Data

Packing unit	5 pc
Minimum order quantity	5 pc
GTIN	 4 046356 515238
GTIN	4046356515238
Weight per Piece (excluding packing)	2.500 g
Custom tariff number	85369010
Country of origin	India
Sales Key	AACBBA

Technical data

Item properties

Brief article description	PCB terminal block
Range of articles	PTSM 0,5/..-V-THR
Pitch	2.5 mm
Number of positions	8
Mounting type	THR soldering

Sample set - SAMPLE PTSM 0,5/ 8-2,5-V-THR - 1701107

Technical data

Item properties

Pin layout	Linear double pinning
Number of levels	1
Number of connections	8
Number of potentials	8

Electrical parameters

Nominal current	6 A
Nom. voltage	160 V
Rated voltage (III/3)	63 V
Rated voltage (III/2)	160 V
Rated voltage (II/2)	200 V
Rated surge voltage (III/3)	2.5 kV
Rated surge voltage (III/2)	2.5 kV
Rated surge voltage (II/2)	2.5 kV

Connection capacity

Connection method	Push-in spring connection
pluggable	no
Conductor cross section solid	0.14 mm ² ... 0.5 mm ²
Conductor cross section flexible	0.2 mm ² ... 0.5 mm ² (up to 0.75 mm ² supported, at a rated insulation voltage of 32 V at III/2)
Conductor cross section AWG / kcmil	26 ... 20
Conductor cross section flexible, with ferrule without plastic sleeve	0.25 mm ² ... 0.5 mm ²
Conductor cross section, flexible, with ferrule, with plastic sleeve	0.25 mm ² ... 0.34 mm ²
Cylindrical gauge a x b / diameter	- / 1.2 mm
Stripping length	6 mm

Material data - contact

Note	WEEE/RoHS-compliant, free of whiskers according to IEC 60068-2-82/ JEDEC JESD 201
Contact material	Cu alloy
Surface characteristics	hot-dip tin-plated
Metal surface terminal point (top layer)	Tin (4 - 8 µm Sn)
Metal surface soldering area (top layer)	Tin (4 - 8 µm Sn)

Material data - housing

Housing color	black (9005)
Insulating material	LCP
Insulating material group	IIIa
CTI according to IEC 60112	175
Flammability rating according to UL 94	V0

Dimensions for the product

Sample set - SAMPLE PTSM 0,5/ 8-2,5-V-THR - 1701107

Technical data

Dimensions for the product

Caption	Schematische Abbildung - weitere Details siehe Produktfamilienzeichnung im Download Center
Length [l]	7.1 mm
Width [w]	20.5 mm
Height [h]	10 mm
Pitch	2.5 mm
Height (without solder pin)	10 mm
Solder pin [P]	2.1 mm
Pin spacing	2.5 mm
Pin dimensions	0.3 x 0.8 mm

Dimensions for PCB design

Hole diameter	1.2 mm
Pin spacing	2.5 mm

Packaging information

Type of packaging	packed in cardboard
Pieces per package	5
Denomination packing units	Pcs.

General product information

Type of note	Note on application
Note	Pick and place pads may protrude beyond the components. The PCB layout must ensure that collisions are avoided when components are assembled.

Processing notes

Process	Reflow/wave soldering
Specification	Following IPC/JEDEC J-STD-020D.1:2008-03
	Following IEC 61760-1:2006-04
	Following IEC 60068-2-58:2005-02
Moisture Sensitive Level	MSL 1
Classification temperature T _c	260 °C
Solder cycles in the reflow	3

Ambient conditions

Ambient temperature (storage/transport)	-40 °C ... 70 °C
Ambient temperature (assembly)	-5 °C ... 100 °C
Ambient temperature (operation)	-40 °C ... 100 °C (Depending on the current carrying capacity/derating curve)

Termination and connection method

Connection test	IEC 60998-2-2:2002-12
Test result	Test passed
Test for conductor damage and slackening	IEC 60998-2-2:2002-12

Sample set - SAMPLE PTSM 0,5/ 8-2,5-V-THR - 1701107

Technical data

Termination and connection method

	Test passed
--	-------------

Pull-out test

Pull-out test	IEC 60998-2-2:2002-12
Conductor cross section / conductor type / tensile force	0.14 mm ² / solid / > 10 N
	0.2 mm ² / flexible / > 10 N
	0.5 mm ² / solid / > 20 N
	0.75 mm ² / flexible / > 30 N

Mechanical tests according to standard

Test specification	IEC 60998-2-2 (in parts)
--------------------	--------------------------

Electrical tests

Rated current	6 A
Conductor cross section	0.5 mm ²
Rated voltage (III/2)	160 V
Rated surge voltage (III/2)	2.5 kV

Air clearances and creepage distances

Clearances and creepage distances	IEC 60664-1:2007-04
Specification	IEC 60664-1:2007-04
Minimum clearance - inhomogeneous field (III/3)	1.5 mm
Minimum clearance - inhomogeneous field (III/2)	1.5 mm
Minimum clearance - inhomogeneous field (II/2)	1.5 mm
Minimum creepage distance value (III/3)	2 mm
Minimum creepage distance value (III/2)	2 mm
Minimum creepage distance value (II/2)	2 mm

Temperature-rise test

Specification	IEC 60998-2-1:2002-12
Requirement temperature-rise test	Increase in temperature ≤ 45 K

Current carrying capacity / derating curves

Caption	Type: PTSM 0,5/...-2,5-V THR R44 Tested according to DIN EN 60512-5-2:2003-01 Reduction factor = 1 Number of positions: 5
---------	--

Vibration test

Specification	IEC 60068-2-6:2007-12
Frequency	10 - 150 - 10 Hz
Sweep speed	1 octave/min
Amplitude	0.35 mm (10 - 60.1 Hz)
Acceleration	5 g (60.1 - 150 Hz)
Test duration per axis	2.5 h

Sample set - SAMPLE PTSM 0,5/ 8-2,5-V-THR - 1701107

Technical data

Insulation resistance

Specification	IEC 60998-1:2002-12
Result	Test passed
Insulation resistance, neighboring positions	1 TΩ

Glow-wire test

Specification	IEC 60998-1:2002-12
Temperature	850 °C
Time of exposure	5 s

Mechanical strength/tumbling barrel test

Specification	IEC 60998-1:2002-12
Number of drop cycles	50

Standards and Regulations

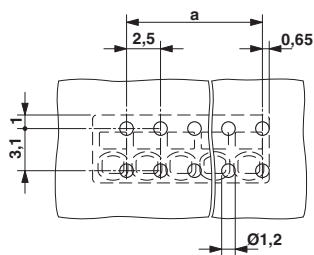
Connection in acc. with standard	EN-VDE
Flammability rating according to UL 94	V0

Environmental Product Compliance

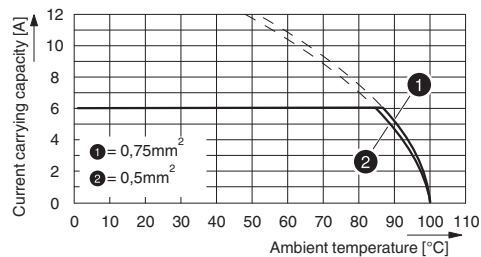
China RoHS	Environmentally friendly use period: unlimited = EFUP-e
	No hazardous substances above threshold values

Drawings

Drilling diagram



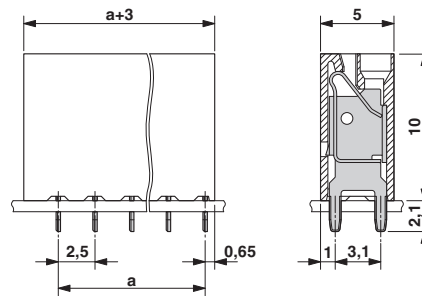
Diagram



Type: PTSM 0,5/...-2,5-V THR R44
 Tested according to DIN EN 60512-5-2:2003-01
 Reduction factor = 1
 Number of positions: 5

Sample set - SAMPLE PTSM 0,5/ 8-2,5-V-THR - 1701107

Dimensional drawing



Classifications

eCl@ss

eCl@ss 10.0.1	27440401
eCl@ss 11.0	27460101
eCl@ss 4.0	27141100
eCl@ss 4.1	27141100
eCl@ss 5.0	27141100
eCl@ss 5.1	27261100
eCl@ss 6.0	27261100
eCl@ss 7.0	27440401
eCl@ss 8.0	27440401
eCl@ss 9.0	27440401

ETIM

ETIM 3.0	EC001121
ETIM 4.0	EC002643
ETIM 5.0	EC002643
ETIM 6.0	EC002643
ETIM 7.0	EC002643

UNSPSC

UNSPSC 6.01	30211801
UNSPSC 7.0901	39121432
UNSPSC 11	34131203
UNSPSC 12.01	39121432
UNSPSC 13.2	39121432
UNSPSC 18.0	39121432
UNSPSC 19.0	39121432
UNSPSC 20.0	39121432
UNSPSC 21.0	39121432

Approvals

Approvals

Sample set - SAMPLE PTSM 0,5/ 8-2,5-V-THR - 1701107


Approvals

Approvals

EAC

Ex Approvals

Approval details

EAC		B.01687
-----	---	---------

Accessories

Accessories

Screwdriver tools

Screwdriver - SZS 0,4X2,0 - 1205202



Micro screwdriver, bladed, size: 0.4 x 2.0 x 60 mm, 2-component grip, with non-slip grip and twist cap

Additional products

PCB terminal block - PTSM 0,5/ 8-2,5-V THR R44 - 1771017



PCB terminal block, nominal current: 6 A, rated voltage (III/2): 160 V, nominal cross section: 0.5 mm², Number of potentials: 8, Number of rows: 1, Number of positions per row: 8, product range: PTSM 0,5/...-V-THR, pitch: 2.5 mm, connection method: Push-in spring connection, mounting: THR soldering, conductor/PCB connection direction: 90 °, color: black, Pin layout: Linear double pinning, Solder pin [P]: 2.1 mm, type of packaging: 44 mm wide tape