



AS-INTERFACE 24V DC STARTER IP67, DIGITAL, 4I/1O, SINGLE STARTER, TPYE K60 2 X 2 INPUTS, 200MA, Y-ASSIGNM. 1 X OUTPUT, 3A TO CONNECT 1 X 24V DC MOTOR MOUNTING PLATE 3RK19010CA00 TO BE ORDERED SEPARATELY

General technical data:

Design of the product		motor starter IP67 (24 V DC)
Type		single direct starter, 4 inputs, 1 output, QuickStop function
Design of the slave type		standard slave
I/O configuration		7
ID code		F
Number I/O sockets		3
Type of electrical connection of the inputs and outputs		M12 screw-type terminals
AS interface total current input max	mA	270
operating voltage according to AS-Interface spezifikation	V	26.5 ... 31.6
Ground terminal		yes
Delivery note		the modules are delivered without mounting plate
Note 1		max. number of switching operations when controlling a 10 W DC motor for example (Uaux = 28.8 V/duty cycle = 50 %): T _{max} /C: 55, max. number of switching operations/h: 1500

Inputs:

Number of digital inputs		4
Type of connection		3-conductor
Input circuit		PNP
Type of voltage of the input voltages		DC
Input voltage	V	20 ... 30
Inputs		

• switching level High min	V	10
• switching level Low max	V	5
Input current at digital input for signal <1> minimum	mA	6
Capacity of the sensor supply for all inputs		
• at ambient temperature 40 °C	mA	200
• at ambient temperature 55 °C	mA	150
Inputs		
• sensor supply using AS-Interface		short-circuit and overload resistant
• socket assignment		
— PIN 1		sensor supply L+
— PIN 2		data input
— PIN 3		sensor supply L-
— PIN 4		data input/QuickStop
— PIN 5		ground terminal

Outputs:		
Number of digital outputs		1
Type of voltage of output voltages		DC
Inputs external power supply 24 V DC		using black AS-Interface cable
Output current at digital output for signal <1> Rated value	A	3
Inputs start-up ramp time DC motor max	1/s	80
Inputs Start-up current Motor (limited by internal module design)	A	4.5
Type of switching output		PNP transistor
Property of the output Short-circuit proof		Yes
Outputs		
• short-circuit protection		built-in
• induction protection		built-in
• watchdog		built-in
• rated current carrying capacity per output Tu: max 55 Cel	A	3
• voltage drop without supply line	V	0.6
Assignment of data bits		
• socket		PIN4 = IN1 (D0 / QuickStop1), PIN2 = IN2 (D1)
• socket 2		PIN4 = IN3 (D2), PIN2 = IN4 (D3)
• socket 3		PIN4 = OUT1 (D0)

Ambient conditions:		
Ambient temperature		
• during operation	°C	-25 ... +55
• during storage	°C	-40 ... +85
Protection class IP		IP67





Mechanical data:

Width	mm	60
Height	mm	152
Depth	mm	29
Mounting type		wall mounting using K60 mounting plate

Certificates/ approvals:

AS-Interface certificate		yes
Approvals		UL, CSA

General Product Approval	Test Certificates	Shipping Approval
 CSA	 UL	 ABS
 GOST	 EAC	Special Test Certificate

Shipping Approval	other
 LRS	 RMRS
 PRS	 RINA
	Confirmation Environmental Confirmations

other
Declaration of Conformity other

Further information

Information- and Downloadcenter (Catalogs, Brochures,...)

<http://www.siemens.com/industrial-controls/catalogs>

Industry Mall (Online ordering system)

<http://www.siemens.com/industrymall>

Cax online generator

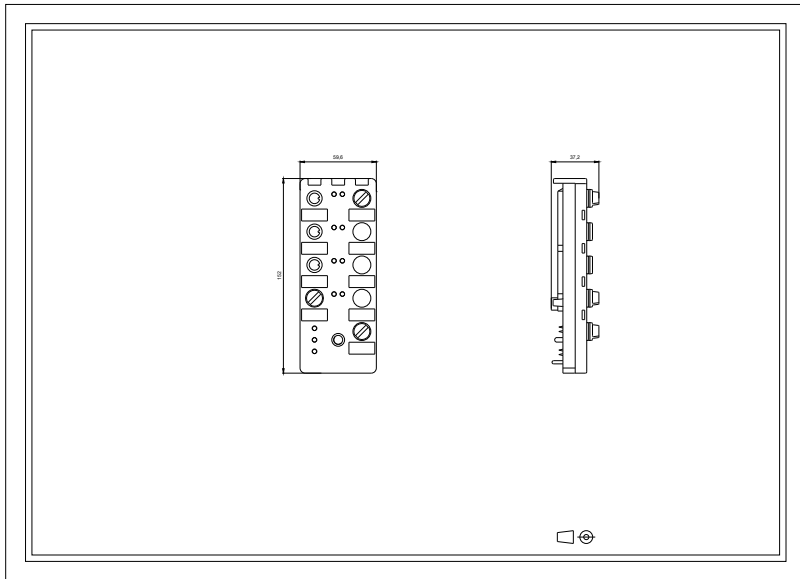
<http://support.automation.siemens.com/WW/CAXorder/default.aspx?lang=en&mlfb=3RK14001NQ010AA4>

Service&Support (Manuals, Certificates, Characteristics, FAQs,...)

<http://support.automation.siemens.com/WW/view/en/3RK14001NQ010AA4/all>

Image database (product images, 2D dimension drawings, 3D models, device circuit diagrams, EPLAN macros, ...)

<http://www.automation.siemens.com/bilddb/index.aspx?attID9=3RK14001NQ010AA4&lang=en>



last modified:

09.03.2015