

## Features:

- Rating to 1,000V PRV
- Surge Overload Rating to 200A Peak
- Ideal for Printed Circuit Board
- Reliable Low Cost Construction Utilizing Moulded Plastic Technique Results in Inexpensive Product
- Lead Solderable per MIL-STD-202 Method 208
- Glass Passivated Junctions

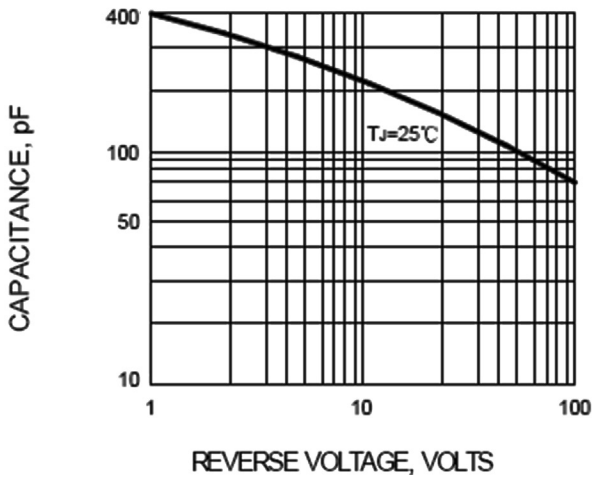
## Maximum Ratings and Electrical Characteristics:

Ratings at 25°C ambient temperature unless otherwise specified.

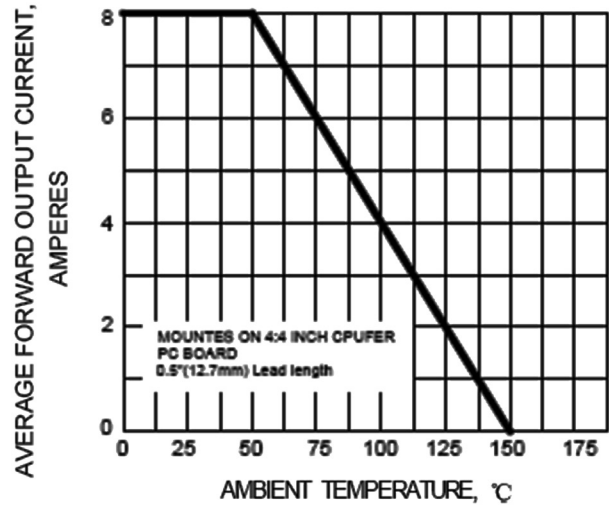
Single phase, half wave, 60Hz, resistive or inductive load. For capacitive load, derate by 20%.

Characteristics	Symbol	GBU810	Units
Maximum recurrent peak reverse voltage	$V_{RRM}$	1,000	V
Maximum RMS voltage	$V_{RMS}$	700	V
Maximum DC blocking voltage	$V_{DC}$	1,000	V
Maximum average forward output current at $T_C=100^\circ\text{C}$	$I_{F(AV)}$	8	A
Peak forward surge current 8.3ms single half-sine-wave Super imposed on rated load	$I_{FSM}$	200	A
Maximum instantaneous forward voltage at 4A	$V_F$	1	V
Maximum reverse current at $T_A = 25^\circ\text{C}$ At rated DC blocking voltage at $T_A = 100^\circ\text{C}$	$I_R$	10 1	$\mu\text{A}$ mA
Storage and Operating junction temperature range	$T_J, T_{STG}$	-50 to +150	$^\circ\text{C}$

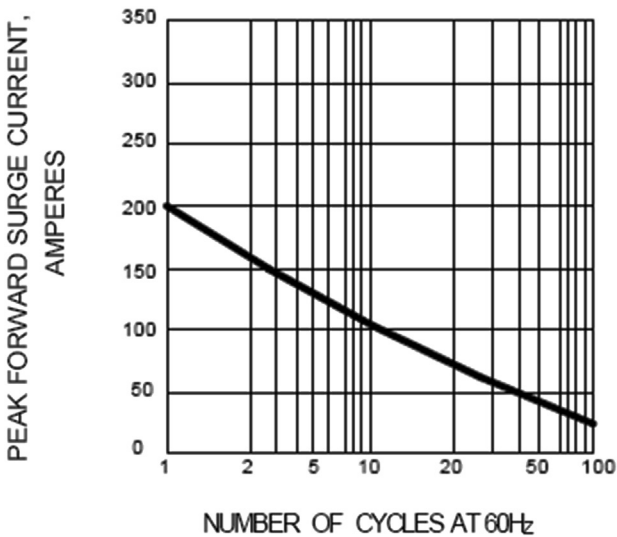
**FIG.5 – TYPICAL JUNCTION CAPACITANCE PER ELEMENT**



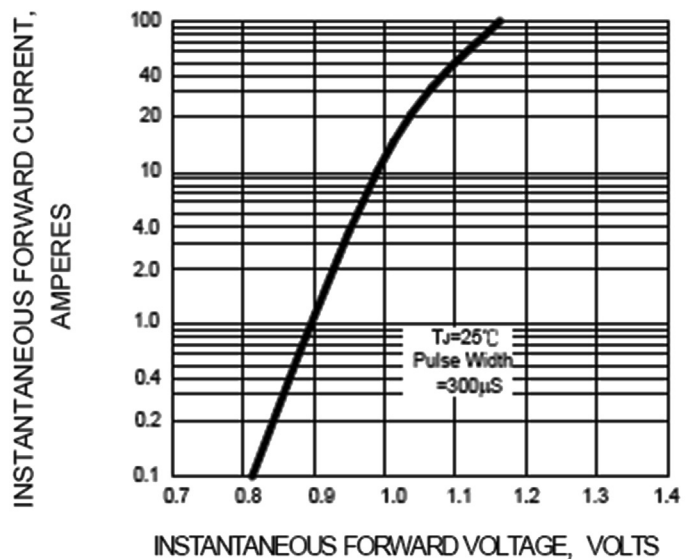
**FIG.1 – TYPICAL FORWARD CURRENT DERATING CURVE**



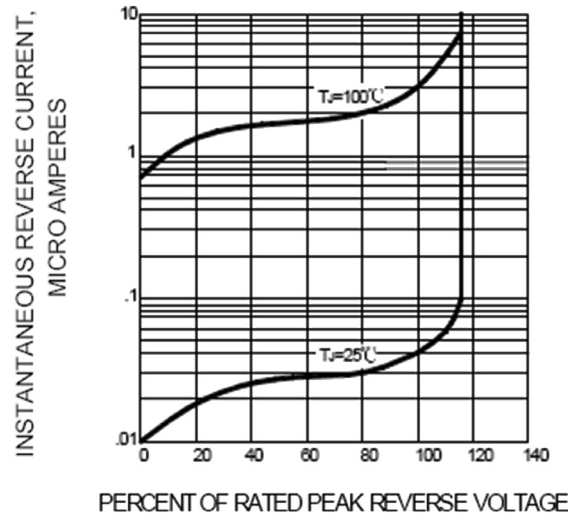
**FIG.2 – MAXIMUM FORWARD SURGE CURRENT**



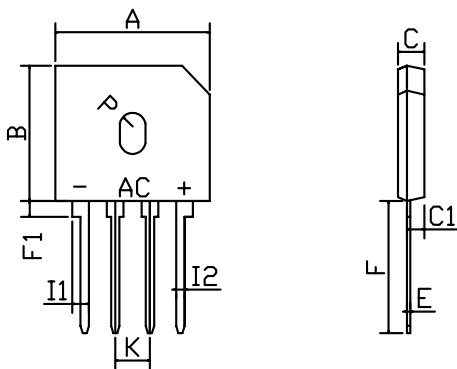
**FIG.3 – TYPICAL FORWARD CHARACTERISTIC**



**FIG.4 – TYPICAL REVERSE CHARACTERISTIC**



### Package Outline Dimensions:



GBU		
Dim	Min	Max
A	22	22.4
B	18.4	18.8
C	3.4	3.95
C1	2.5	3
E	0.4	0.6
F	17 min	
F1	1.7	2.3
I1	2.3	2.6
I2	0.95	1.25
K	4.7	5.3
P	1.9 Typical	
All Dimensions in mm		

### Package Information

Device	Package	Shipping
GBU810	GBU	500 Units/Box

### Part Number Table

Description	Part Number
Silicon Bridge Rectifier	GBU810

**Important Notice :** This data sheet and its contents (the "Information") belong to the members of the AVNET group of companies (the "Group") or are licensed to it. No licence is granted for the use of it other than for information purposes in connection with the products to which it relates. No licence of any intellectual property rights is granted. The Information is subject to change without notice and replaces all data sheets previously supplied. The Information supplied is believed to be accurate but the Group assumes no responsibility for its accuracy or completeness, any error in or omission from it or for any use made of it. Users of this data sheet should check for themselves the Information and the suitability of the products for their purpose and not make any assumptions based on information included or omitted. Liability for loss or damage resulting from any reliance on the Information or use of it (including liability resulting from negligence or where the Group was aware of the possibility of such loss or damage arising) is excluded. This will not operate to limit or restrict the Group's liability for death or personal injury resulting from its negligence. Multicomp Pro is the registered trademark of Premier Farnell Limited 2019.