


# 804 Series

## Time-Lag Fuse



### Description

The 804 Series is a TE Universal Modular Fuse (UMF), TT time-lag type subminiature fuse designed for overcurrent protection. It is 250V rated and designed in accordance to IEC 60127-4.

### Features & Benefits

- Lead-free, Halogen-free and RoHS compliant.
- Reduced PCB space requirements
- Direct solderable or plug-in versions
- Low internal resistance
- Shock safe casing
- Vibration resistant
- Excellent surge tolerance due to high i2t values
- Listed to IEC 60127-1 and IEC 60127-4
- Approved to EN 60127-1 and EN 60127-7
- Approved to GB 9364.1 and GB 9364.4
- Approved to J60127-1 and J60127-4
- Approved to K60127-1 and K60127-4

### Additional Information



Resources



Accessories



Samples

### Electrical Characteristics

% of Ampere Rating	Opening Time
125%	3600 sec <b>Minimum</b>
200%	120 sec <b>Maximum</b>
1000%	100 milliseconds <b>Minimum</b> 1 sec <b>Maximum</b>

### Applications

- Battery Charger
- Consumer Electronics
- Power Supplies
- Industrial Controllers

### Agency Approvals

Agency	Agency File Number	Ampere Range
UL M	E242325	0.8A – 6.3A
D'E	40029388	0.8A – 6.3A
CEC	CQC10012048703	0.8A - 6.3A
PS E	NBK180518-JP1021A	1A – 2.5A
	NBK180518-JP1021B	3.15A – 5A
	NBK180518-JP1021C	6.3A
CE	SU05024-10005	0.8A
	SU05024-10004	1A - 2.5A
	SU05024-10006	3.15A - 6.3A
UK CA	NA	0.8A – 6.3A
CE	NA	0.8A – 6.3A

### Electrical Characteristics

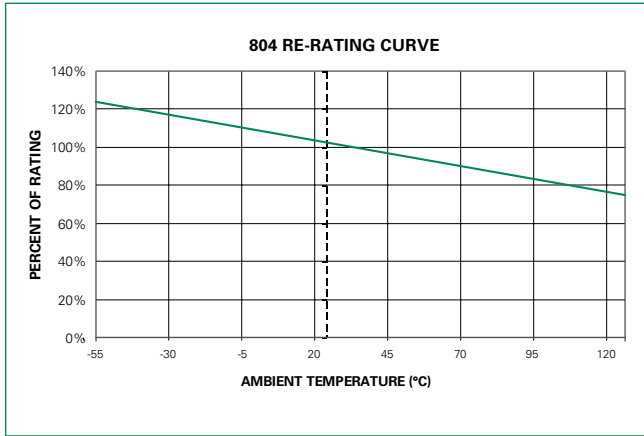
Amp Code	Ampere Rating	Rated Voltage	Interrupting Rating	Nominal Cold Resistance (Ohms)	Voltage Drop 1.0xI <sub>N</sub> max [mV]	Power Dissipation 1.25xI <sub>N</sub> max [mW]	Melting Integral 10xI <sub>N</sub> max [A <sup>2</sup> s]	Agency Approvals						
								CE	UK CA	CE	M	D'E	CEC	PS E
0800	0.80A	250V	150A @250VAC	0.1887	218	332	12.480	x	x	x	x	x	x	-
1100	1.00A	250V		0.1166	171	324	20.000	x	x	x	x	x	x	x
1125	1.25A	250V		0.0816	151	352	30.00	x	x	x	x	x	x	x
1160	1.60A	250V		0.0569	135	464	51.00	x	x	x	x	x	x	x
1200	2.00A	250V		0.0458	183	486	88.00	x	x	x	x	x	x	x
1250	2.50A	250V		0.0349	118	675	137.50	x	x	x	x	x	x	x
1315	3.15A	250V		0.0228	163	818	212.94	x	x	x	x	x	x	x
1400	4.00A	250V		0.0174	128	945	368.00	x	x	x	x	x	x	x
1500	5.00A	250V		0.0138	98	1091	748.00	x	x	x	x	x	x	x
1630	6.30A	250V		0.0100	78	1125	1099.00	x	x	x	x	x	x	x

Note:  
1. Resistance is measured at 10% of rated current, 25°C.

# 804 Series

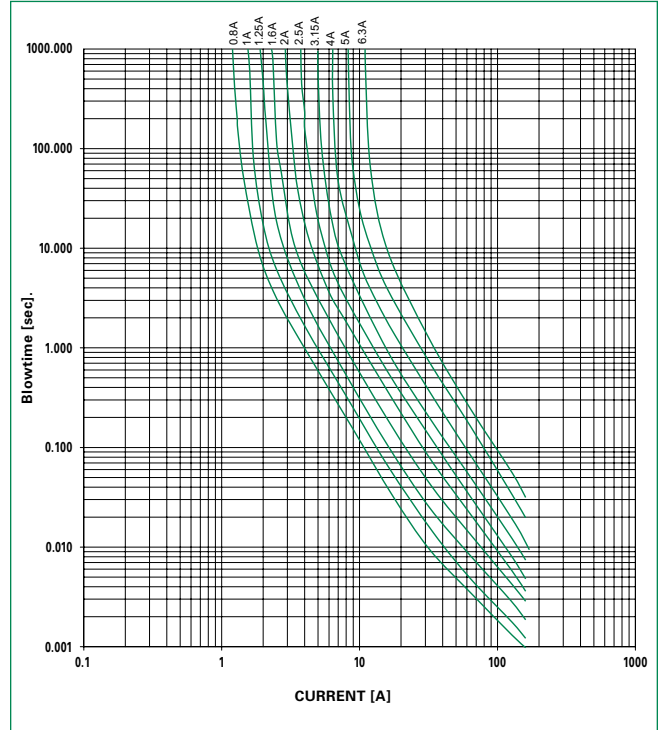
## Time-Lag Fuse

### Temperature Re-rating Curve

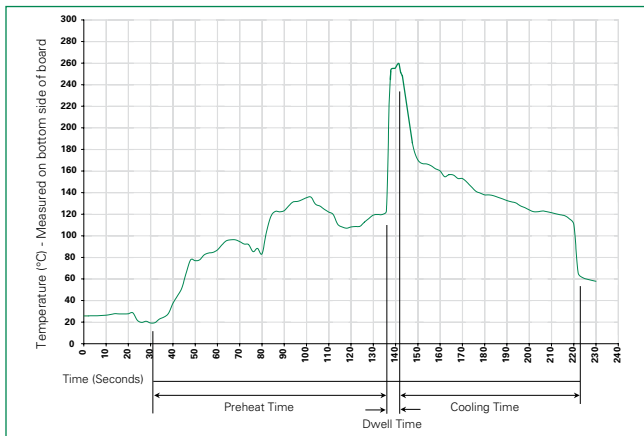


**Note:**  
 1. Derating depicted in this curve is in addition to the standard derating of 25% for continuous operation.

### Average Time Current Curves



### Soldering Parameters - Wave Soldering



### Recommended Process Parameters:

Wave Parameter	Lead-Free Recommendation
Preheat: (Depends on Flux Activation Temperature)	(Typical Industry Recommendation)
Temperature Minimum:	100°C
Temperature Maximum:	150°C
Preheat Time:	60-180 seconds
Solder Pot Temperature:	260°C Maximum
Solder Dwell Time:	2-5 seconds

### Recommended Hand-Solder Parameters:

Solder Iron Temperature: 350°C +/- 5°C  
 Heating Time: 5 seconds max.

**Note:** These devices are not recommended for IR or Convection Reflow process.

# 804 Series

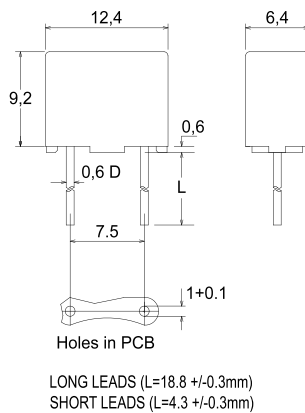
## Time-Lag Fuse

### Product Characteristics

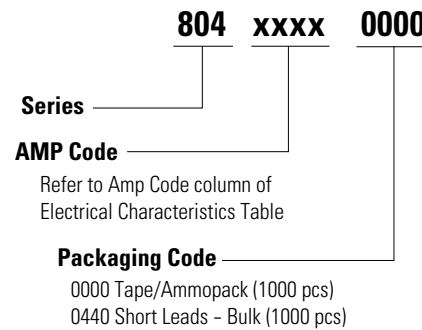
<b>Materials</b>	Base/Cap: Brown Thermoplastic Polyamide, UL 94V-0 Round Pins: Copper, Sn Plated
<b>Lead Pull Strength</b>	10 N (IEC 60068-2-21)
<b>Solderability</b>	260°C, ≤ 3s. (Wave) 350°C, ≤ 1s. (Soldering Iron)
<b>Soldering Heat Resistance</b>	260°C, 10s. (IEC 60068-2-20) 350°C, 3s. (Soldering Iron)

<b>Operating Temperature</b>	-40°C to +125°C (Consider re-rating)
<b>Climatic Category</b>	-40°C/+85°C/21 days (IEC 60068-1, -2-1, -2-2, -2-78)
<b>Stock Conditions</b>	+10°C to +60°C relative humidity 75% yearly average, without dew, maximum value for 30 days – 95%
<b>Vibration Resistance</b>	24 cycles at 15 min. each (IEC 60068-2-6) 10 – 60Hz at 0.75mm amplitude 20 – 2000Hz at 10g acceleration

### Dimensions (mm)



### Part Numbering System



### Packaging

Packaging Option	Packaging Specification	Quantity	Quantity & Packaging Code	Reel Size
Tape & Ammopack	N/A	1,000	0000	N/A
Short Leads	N/A	1,000	0440	N/A

**Disclaimer Notice** - Information furnished is believed to be accurate and reliable. However, users should independently evaluate the suitability of and test each product selected for their own applications. Littelfuse products are not designed for, and may not be used in, all applications. Read complete Disclaimer Notice at: [www.littelfuse.com/disclaimer-electronics](http://www.littelfuse.com/disclaimer-electronics).