

---

## DULUX D 26 W/830

OSRAM DULUX D | CFLni, 2 tubes, with 2-pin base for CCG operation



---

### Areas of application

- Offices, public buildings
- Shops
- Supermarkets and department stores
- Hotels, restaurants
- Industry

---

### Product benefits

- Extremely economical
- Good quality of light
- Excellent luminous flux
- Long service life
- Improved maintenance

---

### Product features

- Average life: 10,000 h
- Color rendering index  $R_a$ : 80...89
- Short and compact pin-base lamp with double-turn tubes
- Single-ended two-pin plug-in G24d base



# Product datasheet

## Technical data


### Electrical data

Nominal wattage	26.0 W
Rated wattage	26.00 W

### Photometrical data

Nominal luminous flux	1800 lm
Rated luminous flux	1800 lm
Color temperature	3000 K
Light color	830
Light color as per EN 12464-1	LUMILUX Warm White
Color rendering index Ra	80...89
Luminous flux at 25 °C	1800 lm
Rated LLMF at 4,000 h	0.78
Rated LLMF at 6,000 h	0.76
Rated LLMF at 8,000 h	0.75
Luminance	5.5 cd/cm <sup>2</sup>
Color rendering group	1B

### Dimensions & weight



Overall length	172.0 mm
Product weight	52.00 g
Tube diameter	12 mm
Length	172.0 mm
Length acc. to IEC standard	160 mm
Length with base excl. base pins/connection	149.00 mm

### Temperatures

## Product datasheet

Rated ambient temp.w.max.luminous flux	25.0 °C
--	---------

### Lifespan

Nominal lamp life time	10000 h
Rated lamp life time	10000 h
Service life	6500 h
Rated lamp survival factor at 2,000 h	0.98
Rated lamp survival factor at 4,000 h	0.98
Rated lamp survival factor at 6,000 h	0.95
Rated lamp survival factor at 8,000 h	0.81
Operation mode LLMF/LSF	50 Hz
Lifespan	10000 h <sup>1)</sup>

<sup>1)</sup> With CCG/LLCG

### Additional product data

Base (standard designation)	G24d-3
Lamp mercury content	1.4 mg
Appropriate disposal acc. to WEEE	Yes

### Capabilities

Suitable for indoor	Yes
---------------------	-----

### Certificates & standards

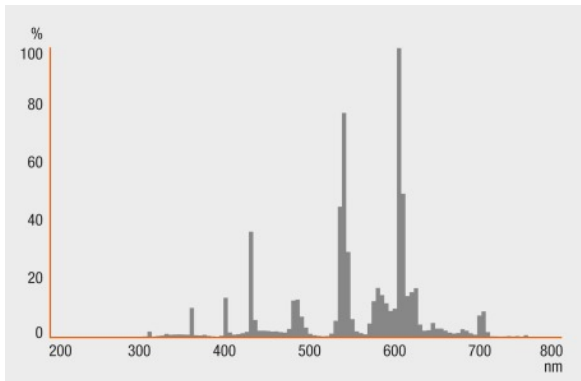
Energy efficiency class	B
Energy consumption	32 kWh/1000h

### Country specific categorizations

ILCOS	FSQ-26/830-I-G24d-3
-------	---------------------

## Light Distribution

---



## Spectral power distribution

---

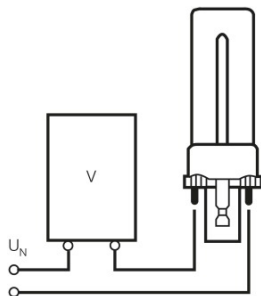
### Equipment / Accessories

- Suitable for operation on conventional control gear

---

### Safety advice

In case of lamp breakage: [www.osram.com/brokenlamp](http://www.osram.com/brokenlamp)



## Circuit diagram

## Product datasheet

---

### Logistical Data

Product code	Product description	Packaging unit (Pieces/Unit)	Dimensions (length x width x height)	Volume	Gross weight
4050300025711	DULUX D 26 W/830	Shipping carton box 10	135 mm x 162 mm x 167 mm	3.65 dm <sup>3</sup>	695.00 g

---

The mentioned product code describes the smallest quantity unit which can be ordered. One shipping unit can contain one or more single products. When placing an order, for the quantity please enter single or multiples of a shipping unit.

---

### Disclaimer

Subject to change without notice. Errors and omission excepted. Always make sure to use the most recent release.