

Keysight N2870A

Series Passive Probes and Accessories

Data Sheet



Introduction

The N2870A Series passive probe family sets new standards in high performance probing of up to 1.5 GHz bandwidth. These general purpose probes and accessories offer high quality measurements at a very reasonable price.

Faithful reproduction of signals

The N2870A Series passive probes offer DC to 35 MHz, 200 MHz, 350 MHz, 500 MHz and 1.5 GHz bandwidths and various attenuation factors to address a wide range of measurement needs. For general purpose probing, you can use the N2873A 500 MHz model, which provides superior 10 M Ω input resistance, 9.5 pF of low input capacitance and low-inductance ground connection. This keeps probe loading low enough to achieve high signal integrity measurements. The 1.5 GHz passive probe offers even lower input capacitance for measuring faster edges more accurately, making it a low-cost alternative to an active probe.

All N2870A Series probes come with the probe ID readout feature, allowing the probe to be automatically recognized when connected to most Keysight Technologies, Inc. oscilloscopes.

Family of 7 mini passive probes spanning from 35 MHz to 1.5 GHz

- Small 2.5 mm probe tip
- Replaceable spring-loaded probe tip for reliable contact
- 1:1, 10:1, 20:1 and 100:1 attenuation ratios with auto probe ID readout
- Wide compensation range for a variety of scope inputs
- Comes with various probe tip accessories
- Optional probe accessory kits
- N2873A, 500 MHz, 10:1 probe ships with the 9000 Series Infiniium oscilloscope



Figure 1. N2873A 500 MHz passive probe with standard accessories.

Easy Access to Signals

The compact design with a 2.5 mm probe tip diameter provides better visibility to the circuit under test than conventional 5 mm or 3.5 mm probe tips. This makes it easier to probe today's fine pitched space ICs and components. In addition, the replaceable probe tip is spring loaded, keeping it from slipping off the device you are probing. All N2870A Series probes come installed with one spring-loaded probe tip and four spare probe tips (2 spring-loaded tips, and 2 rigid tips).



Figure 2. Sharp probe tip makes it easy to probe today's fine pitched components.

To minimize the inductive effects that cause ringing of high speed signals, use the innovative ground blade or spring ground connection. Adhesive copper pads provided with the probe can be attached on top of an IC and connected to its ground pins to create a convenient ground plane for the probe to connect to. When used with the ground blade this method provides an ideal ground connection for probing signals with high frequency contents.

The IC caps fits over the probe tip, providing a convenient self-aligning connection to fine-pitch IC pins. Every N2870A Series probe comes with 5 different IC caps for IC lead pitches from 0.5 mm through 1.27 mm.




Figure 3. Short ground blade with copper ground plane pad provides an ideal ground connection for probing signals with high frequency contents. The green 0.5 mm pitch IC cap fits over the probe tip providing a convenient self-aligning connection to IC pins.

Variety of Connections

Use the optional accessory kits to provide access to signals and components that are difficult to probe.




Figure 4. The Keysight N2885A PCB adapter sockets are designed to solder into a printed circuit board (PCB) as test points to minimize ground inductance and maximize signal fidelity. This package contains 25 sockets.




Figure 5. Micro SMD clips were specially designed to provide fast and convenient hands-free probing of surface mount chip resistors or capacitors. This part is included in the N2877A and N2879A accessory kits.

Variety of Connections (Continued)

Use the optional accessory kits to provide access to signals and components that are difficult to probe.




Figure 6. With today's miniature IC- and component-packaging techniques, probing can be a considerable challenge. Use 0.5 mm QFP IC clips with TQFP/PQFP packages with 0.5 mm lead pitch or greater, or use pico-hook clips made for connections over components or wires with leads up to 0.04" diameter or smaller.




Figure 7. The dual lead adapter allows you to easily connect the N2870A Series probe to a popular 0.1" pin header with 0.025" square pins. This dual lead adapter has no shorting hazards since all external metal surfaces are insulated.

Variety of Connections (Continued)



Figure 8. An IC cap adapter and ground blade with optional N2786A two-leg probe positioner offers an ideal hands-free solution for short circuit-proof probing of a fine-pitch IC. The N2877A deluxe accessory kit and N2878A fine-pitch accessory kit contain one N2786A two-leg probe positioner.

Electrical Characteristics

| Model number | Bandwidth (-3 dB) | Attenuation ratio | Input C | Input R (Scope and probe) | Max input voltage (AC RMS) | Scope input coupling | Scope comp range |
|--------------|-------------------|-------------------|--------------------------|---------------------------|-----------------------------|----------------------|------------------|
| N2870A | 35 MHz | 1:1 | 39 pF (+oscilloscope) | 1 MΩ | 55V CAT II | 1 MΩ | – |
| N2871A | 200 MHz | 10:1 | 9.5 pF | 10 MΩ | 400 V CAT I 300 V CAT II | 1 MΩ | 10-25 pF |
| N2872A | 350 MHz | 10:1 | 9.5 pF | 10 MΩ | 400 V CAT I 300 V CAT II | 1 MΩ | 10-25 pF |
| N2873A | 500 MHz | 10:1 | 9.5 pF | 10 MΩ | 400 V CAT I 300 V CAT II | 1 MΩ | 10-25 pF |
| N2874A | 1.5 GHz | 10:1 | 1.8 pF | 500 Ω | 8.5 V CAT I | 50 Ω | – |
| N2875A | 500 MHz | 20:1 | 5.6 pF | 20 MΩ | 400 V CAT I 300 V CAT II | 1 MΩ | 7-20 pF |
| N2876A | 1.5 GHz | 100:1 | 2.2 pF | 5 kΩ | 21 V CAT I | 50 Ω | – |

Common to all

Probe ID readout: Compatible with Keysight’s InfiniiVision and Infiniium Series oscilloscopes

Mechanical Characteristics

- Weight (probe only): 48 g
- Cable length: 1.3 m
- Ground sleeve diameter: 2.5 mm

Altitude

- Operating: 2,000 m (6,561 ft)
- Non-operating: 15,000 (49,212 ft)

Environmental characteristics

Temperature

- Operating: 0 °C to +50 °C
- Non-operating: -40 °C to +70 °C

Humidity

- Operating: 80% room humidity for temperatures up to 31 °C, decreasing linearly to 40% at 50 °C

Pollution degree: 2

Typical voltage derating
Measurement category I

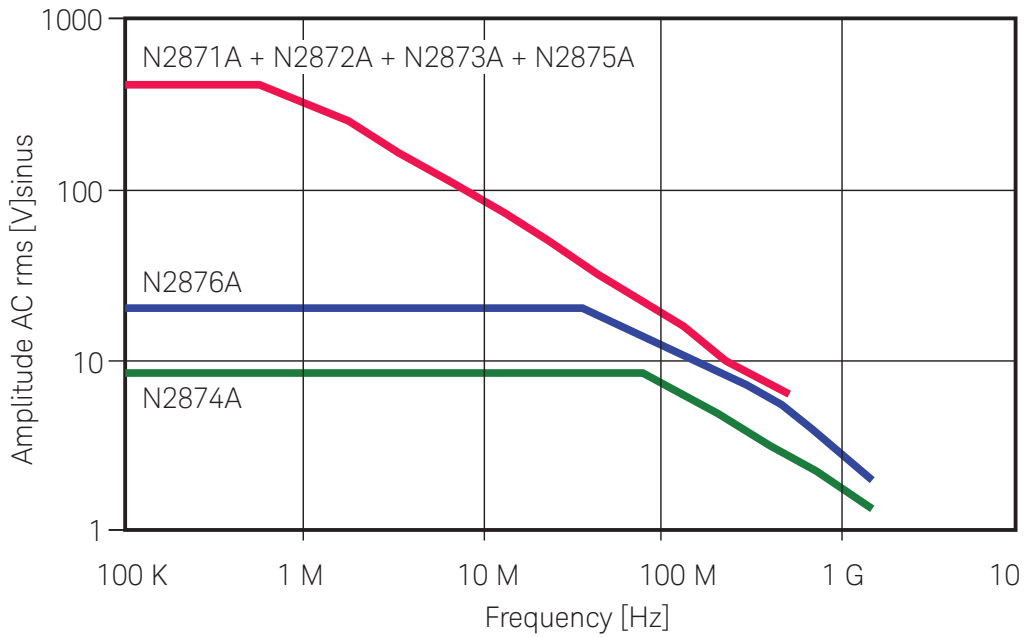


Figure 9. N2870A Series amplitude vs. frequency characteristics.

Typical input impedance

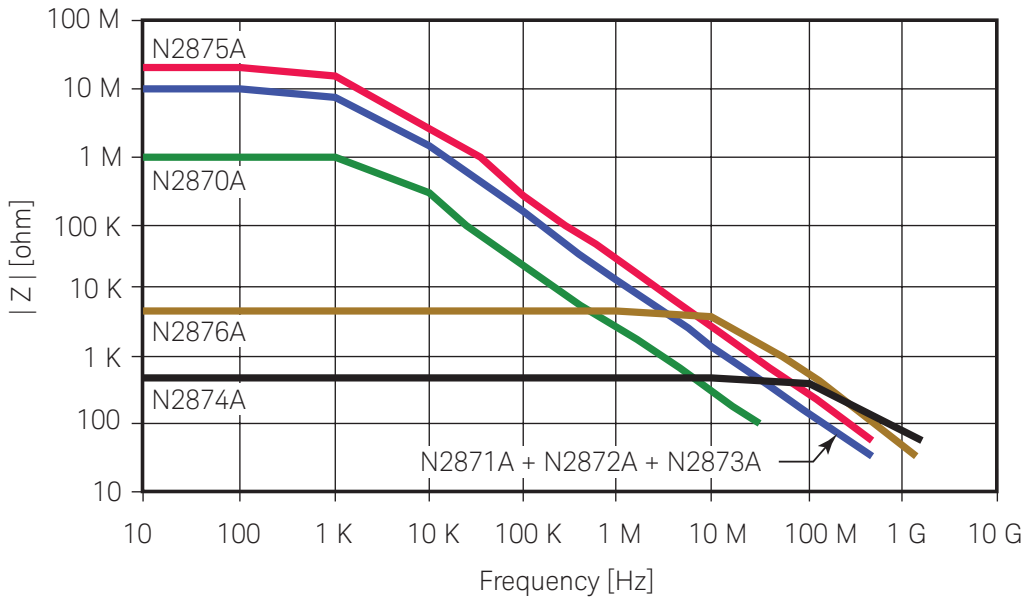


Figure 10. N2870A Series input impedance vs. frequency characteristics.

Standard Accessories

| | N2871A, N2872A, N2873A, N2875A | N2870A | N2874A, N2876A |
|--|-----------------------------------|--------|----------------|
| Rigid probe tips, qty 2 | • | • | • |
| Spring-loaded probe tips, qty 2 | • | • | • |
| Sprung hook 2.5 mm | • | • | |
| Short sprung hook 2.5 mm | | | • |
| Ground blade 2.5 mm with 2 copper pads | • | • | • |
| IC cap 2.5-0.5 mm green | • | • | • |
| IC cap 2.5-0.65 mm blue | • | • | • |
| IC cap 2.5-0.8 mm grey | • | • | • |
| IC cap 2.5-1.0 mm brown | • | • | • |
| IC cap 2.5-1.27 mm black | • | • | • |
| Insulating cap 2.5 mm | • | • | • |
| Protection cap 2.5 mm | • | • | • |
| BNC adapter 2.5 mm | • | • | • |
| Ground spring 2.5 mm | • | • | • |
| Ground lead 15 cm | • | • | • |
| Trimmer tool | • | | |
| Color coded rings 3x4 | • | • | • |
| User's guide manual | • | • | • |

Optional Accessories

| | N2877A Deluxe accessory kit | N2878A General purpose accessory kit | N2879A Fine pitch accessory kit | N2885A PCB socket adapter kit |
|---------------------------------------|-----------------------------------|--|---------------------------------------|-------------------------------------|
| IC Cap 2.5-0.5 green | • | • | • | |
| IC Cap 2.5-0.65 blue | • | • | • | |
| IC Cap 2.5-0.8 grey | • | • | • | |
| IC Cap 2.5-1.0 brown | • | • | • | |
| IC Cap 2.5-1.27 black | • | • | • | |
| Insulating cap 2.5 mm | • | • | • | |
| Protection cap 2.5 mm | • | • | • | |
| Bernstein adjustment tool | • | | | |
| HF compensated ground lead 22 cm | • | | | |
| Ground lead 22 cm to 4 mm banana plug | • | | | |
| Ground lead 22 cm to 2 mm banana plug | • | | | |
| Ground lead 11 cm to miniclip | • | | | |
| Ground lead 11 cm to 0.8 mm socket | • | | | |

Optional Accessories (Continued)

| | N2877A Deluxe accessory kit | N2878A General purpose accessory kit | N2879A Fine pitch accessory kit | N2885A PCB socket adapter kit |
|--|-----------------------------------|--|---------------------------------------|-------------------------------------|
| Ground spring 2.5 | • | | • | |
| 10 Self-adhesive Cu-pads (2x2 cm) | • | • | • | |
| Ground blade 2.5 | • | • | • | |
| Ground lead 2.5 to mini alligator clip | • | | | |
| Set of 5 spring tips gold plated 0.5mm | • | • | • | |
| Set of 5 solid tips cuBe 0.5 mm | • | • | • | |
| Adapter 2.5 to 2 mm banana plug | • | | | |
| Adapter 2.5 to 0.8 mm socket | • | | | |
| Dual adapter 2.5 to 0.8 mm sockets | • | | • | |
| Sprung hook 2.5 mm | • | • | | |
| Short sprung hook 2.5 mm | • | | | |
| Adapter 2.5 to 4 mm banana plug | • | | | |
| Pico hook black | • | | • | |
| Pico hook red | • | | • | |
| BNC adapter 2.5 mm | • | • | | |
| PCB adapter kit 2.5 mm | • | | • | • (Qty 25) |
| QFP IC-Clips 13 mm long down to 0.5 mm pitch (1 pair yellow/green) | • | | • | |
| QFP IC-Clips short down to 0.5mm pitch (1 pair yellow/ green) | • | | • | |
| Ground lead 15 cm | • | • | | |
| Color coded rings 3x4 color | • | • | | |
| 2-leg probe positioner (N2786A) | • | | • | |
| Micro SMD clip | • | | • | |

Notes:

For the exact number of accessories that come with each of the accessory kits, refer to the N2870A Series probes and accessories user's guide with Keysight literature number N2876-97000.

The N2894A passive probe is also compatible with Keysight InfiniiVision and Infiniium Series oscilloscopes, with 1 M Ω input and up to 700 MHz bandwidth (on DSOX/MSOX 4000A Series oscilloscopes).

Replacement Parts

| Part number | Description |
|-------------|---|
| N4831A | Sprung Hook Adapter 2.5mm for N2870A,71A,72A,73A,75A (qty 2) |
| N4837A | Ground Lead 15cm for N2870A Series probes (qty 2) |
| 0960-2907 | Short Spring Hook 2.5mm for N2874A and N2876A 1.5 GHz passive probe |
| 0960-2908 | 10 Self-adhesive Copper-pads 2X2cm for N2870A Series probes |
| N4836A | Dual Lead-Adapter for N2870A Series probes (qty 2) |
| N4829A | Probe tip kit (10 each rigid and spring loaded tip) |
| N4838A | 2.5 mm ground spring (qty 2) |
| N4863A | 2.5 mm probe tip-to-PCB adapter, horizontal (qty 2) |
| N4864A | 2.5 mm probe tip-to-PCB adapter, vertical (qty 2) |

Related Literature

| Publication | Publication number |
|---|--------------------|
| Oscilloscope Probes and Accessories - Selection Guide | 5989-6162EN |
| InfiniiVision Oscilloscope Probes and Accessories - Selection Guide | 5968-8153EN |
| Infiniium Oscilloscope Probes and Accessories - Data Sheet | 5968-7141EN |



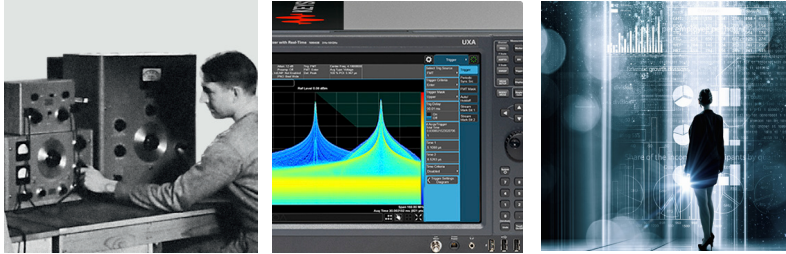
Keysight Oscilloscopes

Multiple form factors from 20 MHz to > 90 GHz | Industry leading specs | Powerful applications

Evolving Since 1939

Our unique combination of hardware, software, services, and people can help you reach your next breakthrough. We are unlocking the future of technology.

From Hewlett-Packard to Agilent to Keysight.



For more information on Keysight Technologies' products, applications or services, please contact your local Keysight office. The complete list is available at: www.keysight.com/find/contactus

Americas

| | |
|---------------|------------------|
| Canada | (877) 894 4414 |
| Brazil | 55 11 3351 7010 |
| Mexico | 001 800 254 2440 |
| United States | (800) 829 4444 |

Asia Pacific

| | |
|--------------------|----------------|
| Australia | 1 800 629 485 |
| China | 800 810 0189 |
| Hong Kong | 800 938 693 |
| India | 1 800 11 2626 |
| Japan | 0120 (421) 345 |
| Korea | 080 769 0800 |
| Malaysia | 1 800 888 848 |
| Singapore | 1 800 375 8100 |
| Taiwan | 0800 047 866 |
| Other AP Countries | (65) 6375 8100 |

Europe & Middle East

| | |
|----------------|---------------|
| Austria | 0800 001122 |
| Belgium | 0800 58580 |
| Finland | 0800 523252 |
| France | 0805 980333 |
| Germany | 0800 6270999 |
| Ireland | 1800 832700 |
| Israel | 1 809 343051 |
| Italy | 800 599100 |
| Luxembourg | +32 800 58580 |
| Netherlands | 0800 0233200 |
| Russia | 8800 5009286 |
| Spain | 800 000154 |
| Sweden | 0200 882255 |
| Switzerland | 0800 805353 |
| | Opt. 1 (DE) |
| | Opt. 2 (FR) |
| | Opt. 3 (IT) |
| United Kingdom | 0800 0260637 |

For other unlisted countries: www.keysight.com/find/contactus (BP-9-7-17)

DEKRA Certified
ISO 9001 Quality Management System

www.keysight.com/go/quality
Keysight Technologies, Inc.
DEKRA Certified ISO 9001:2015
Quality Management System

myKeysight

myKeysight

www.keysight.com/find/mykeysight

A personalized view into the information most relevant to you.

http://www.keysight.com/find/emt_product_registration

Register your products to get up-to-date product information and find warranty information.

KEYSIGHT SERVICES

Accelerate Technology Adoption.
Lower costs.

Keysight Services

www.keysight.com/find/service

Keysight Services can help from acquisition to renewal across your instrument's lifecycle. Our comprehensive service offerings—one-stop calibration, repair, asset management, technology refresh, consulting, training and more—helps you improve product quality and lower costs.



Keysight Assurance Plans

www.keysight.com/find/AssurancePlans

Up to ten years of protection and no budgetary surprises to ensure your instruments are operating to specification, so you can rely on accurate measurements.

Keysight Channel Partners

www.keysight.com/find/channelpartners

Get the best of both worlds: Keysight's measurement expertise and product breadth, combined with channel partner convenience.

www.keysight.com/find/N2870A



Unlocking Measurement Insights

This information is subject to change without notice.
© Keysight Technologies, 2017
Published in USA, December 1, 2017
5990-3930EN
www.keysight.com