

- 1
- 2
- 3
- 4
- 5
- 6
- 7
- 8
- 9
- 10
- 11
- 12
- 13
- 14
- 15
- 16
- 17
- 18

**CONNECTOR**

It consists of two parts made out of polyamide (PA) based technopolymer, black or grey colour, matte finish.

**REINFORCEMENT**

Zinc-plated steel or stainless steel (STC-SST).

**COLOUR**

Black or grey, matte finish.

**STANDARD EXECUTIONS**

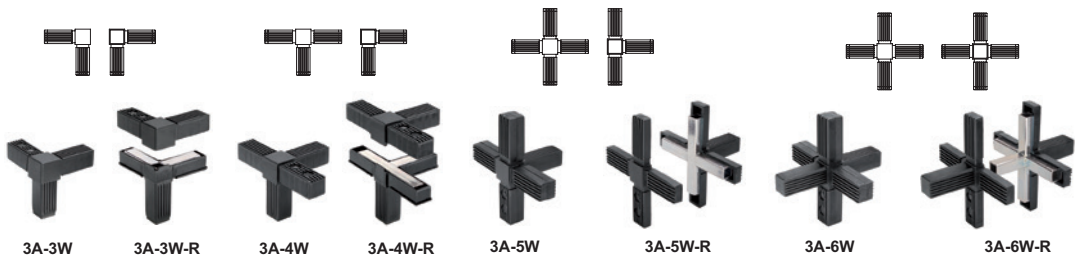
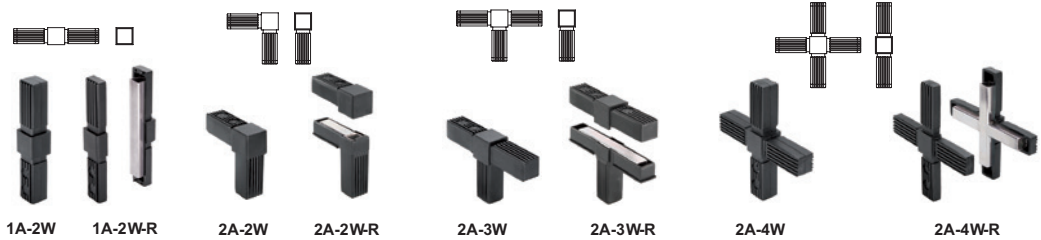
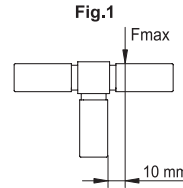
- **1A-2W**: monodimensional two-way connector.
- **2A-2W**: bidimensional two-way connector.
- **2A-3W**: bidimensional three-way connector.
- **2A-4W**: bidimensional four-way connector.
- **3A-3W**: tridimensional three-way connector.
- **3A-4W**: tridimensional four-way connector.
- **3A-5W**: tridimensional five-way connector.
- **3A-6W**: tridimensional six-way connector.

Index for connectors with reinforcement:

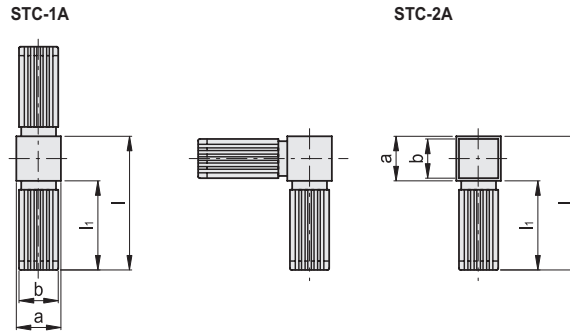
- **R**: zinc-plated steel reinforcement.
- **R-M10**: zinc-plated steel reinforcement with threaded hole.
- **R-SST**: stainless steel reinforcement.

**FEATURES AND APPLICATIONS**

Suitable for creating structures composed by square profiles. The assembly can be performed simply by positioning the connector, forcing it, inside the profile, with no need of screws or other fasteners. The maximum limit static load for each arm of the connectors with steel reinforcement (STC-R and STC-R-SST) is shown in Fig. 1. The maximum limit static load is the value above which, under particular conditions of use, the load applied to the element may cause breakage. As a consequence, a suitable factor must be applied to this value, according to the importance and safety level of the specific application.



Levelling feet and supports



The drawing shows the assembled connector. The two technopolymer pieces composing it may have different shapes depending on the dimensions and / or executions.

STC-1A

Code	Description	Code	Description	a	b	l	l1	External tube dimensions	Internal tube dimensions	Tube thickness	Fmax [N]	⚖️
430001	STC.20-1A-2W-C9	430004	STC.20-1A-2W-C33	20	17+/-0.15	50	45	20	17	1.5	-	46
430051	STC.25-1A-2W-C9	430049	STC.25-1A-2W-C33	25	22+/-0.15	79	54	25	22	1.5	-	100
430101	STC.30-1A-2W-C9	430104	STC.30-1A-2W-C33	30	26+/-0.17	76	46	30	26	2	-	107
430002	STC.20-1A-2W-R-C9	430005	STC.20-1A-2W-R-C33	20	17+/-0.15	50	45	20	17	1.5	2000	46
430052	STC.25-1A-2W-R-C9	430050	STC.25-1A-2W-R-C33	25	22+/-0.15	79	54	25	22	1.5	4000	100
430102	STC.30-1A-2W-R-C9	430105	STC.30-1A-2W-R-C33	30	26+/-0.17	76	46	30	26	2	4000	107

STC-2A

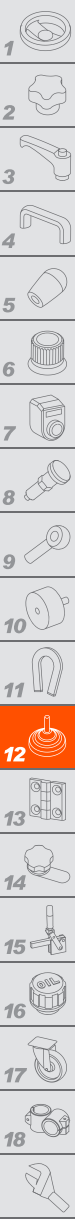
Code	Description	Code	Description	a	b	l	l1	External tube dimensions	Internal tube dimensions	Tube thickness	Fmax [N]	⚖️
430011	STC.20-2A-2W-C9	430012	STC.20-2A-2W-C33	20	17+/-0.15	56	36	20	17	1.5	-	15
430061	STC.25-2A-2W-C9	430062	STC.25-2A-2W-C33	25	22+/-0.15	77	52	25	22	1.5	-	31
430111	STC.30-2A-2W-C9	430112	STC.30-2A-2W-C33	30	26+/-0.17	77	47	30	26	2	-	51
430016	STC.20-2A-3W-C9	430017	STC.20-2A-3W-C33	20	17+/-0.15	56	36	20	17	1.5	-	20
430066	STC.25-2A-3W-C9	430067	STC.25-2A-3W-C33	25	22+/-0.15	76	51	25	22	1.5	-	42
430116	STC.30-2A-3W-C9	430117	STC.30-2A-3W-C33	30	26+/-0.17	77	47	30	26	2	-	68
430021	STC.20-2A-4W-C9	430022	STC.20-2A-4W-C33	20	17+/-0.15	56	36	20	17	1.5	-	26
430071	STC.25-2A-4W-C9	430072	STC.25-2A-4W-C33	25	22+/-0.15	79	54	25	22	1.5	-	57
430121	STC.30-2A-4W-C9	430122	STC.30-2A-4W-C33	30	26+/-0.17	77	47	30	26	2	-	80
430013	STC.20-2A-2W-R-C9	430014	STC.20-2A-2W-R-C33	20	17+/-0.15	56	36	20	17	1.5	2000	89
430063	STC.25-2A-2W-R-C9	430064	STC.25-2A-2W-R-C33	25	22+/-0.15	77	52	25	22	1.5	4000	120
430113	STC.30-2A-2W-R-C9	430114	STC.30-2A-2W-R-C33	30	26+/-0.17	77	47	30	26	2	4000	139
430018	STC.20-2A-3W-R-C9	430019	STC.20-2A-3W-R-C33	20	17+/-0.15	56	36	20	17	1.5	2000	151
430068	STC.25-2A-3W-R-C9	430069	STC.25-2A-3W-R-C33	25	22+/-0.15	76	51	25	22	1.5	4000	162
430118	STC.30-2A-3W-R-C9	430119	STC.30-2A-3W-R-C33	30	26+/-0.17	77	47	30	26	2	4000	180
430023	STC.20-2A-4W-R-C9	430024	STC.20-2A-4W-R-C33	20	17+/-0.15	56	36	20	17	1.5	2000	205
430073	STC.25-2A-4W-R-C9	430074	STC.25-2A-4W-R-C33	25	22+/-0.15	79	54	25	22	1.5	4000	95
430123	STC.30-2A-4W-R-C9	430124	STC.30-2A-4W-R-C33	30	26+/-0.17	77	47	30	26	2	4000	130

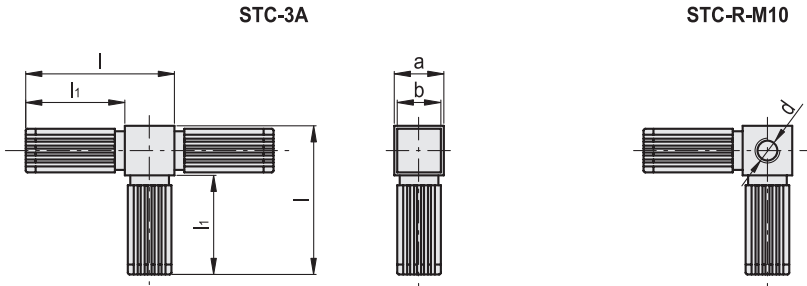
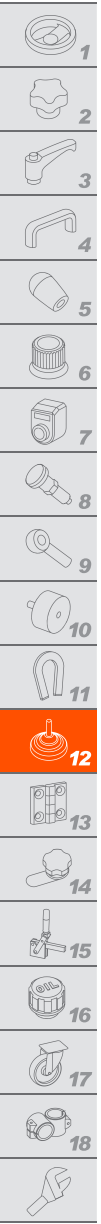
STC-2A-SST



Code	Description	Code	Description	a	b	l	l1	External tube dimensions	Internal tube dimensions	Tube thickness	Fmax [N]	⚖️
430151	STC.25-2A-2W-R-SST-C9	430152	STC.25-2A-2W-R-SST-C33	25	22+/-0.15	77	52	25	22	1.5	4000	95
430171	STC.30-2A-2W-R-SST-C9	430172	STC.30-2A-2W-R-SST-C33	30	26+/-0.17	77	47	30	26	2	4000	115
430153	STC.25-2A-3W-R-SST-C9	430154	STC.25-2A-3W-R-SST-C33	25	22+/-0.15	76	51	25	22	1.5	4000	130
430173	STC.30-2A-3W-R-SST-C9	430174	STC.30-2A-3W-R-SST-C33	30	26+/-0.17	77	47	30	26	2	4000	156
430155	STC.25-2A-4W-R-SST-C9	430156	STC.25-2A-4W-R-SST-C33	25	22+/-0.15	79	54	25	22	1.5	4000	174
430175	STC.30-2A-4W-R-SST-C9	430176	STC.30-2A-4W-R-SST-C33	30	26+/-0.17	77	47	30	26	2	4000	196

The drawing shows the assembled connector. The two technopolymer pieces composing it may have different shapes depending on the dimensions and / or executions.





C9  
RAL9005
  C33  
RAL7040

The drawing shows the assembled connector. The two technopolymer pieces composing it may have different shapes depending on the dimensions and / or executions.

**STC-3A**

Code	Description	Code	Description	d	a	b	l	l1	External tube dimensions	Internal tube dimensions	Tube thickness	Fmax [N]	
430026	STC.20-3A-3W-C9	430027	STC.20-3A-3W-C33	-	20	17+/-0.15	56	36	20	17	1.5	-	19
430076	STC.25-3A-3W-C9	430077	STC.25-3A-3W-C33	-	25	22+/-0.15	77	52	25	22	1.5	-	46
430126	STC.30-3A-3W-C9	430127	STC.30-3A-3W-C33	-	30	26+/-0.17	77	47	30	26	2	-	68
430031	STC.20-3A-4W-C9	430032	STC.20-3A-4W-C33	-	20	17+/-0.15	56	36	20	17	1.5	-	25
430081	STC.25-3A-4W-C9	430082	STC.25-3A-4W-C33	-	25	22+/-0.15	77	52	25	22	1.5	-	56
430131	STC.30-3A-4W-C9	430132	STC.30-3A-4W-C33	-	30	26+/-0.17	77	47	30	26	2	-	86
430036	STC.20-3A-5W-C9	430037	STC.20-3A-5W-C33	-	20	17+/-0.15	56	36	20	17	1.5	-	30
430086	STC.25-3A-5W-C9	430087	STC.25-3A-5W-C33	-	25	22+/-0.15	79	54	25	22	1.5	-	69
430136	STC.30-3A-5W-C9	430137	STC.30-3A-5W-C33	-	30	26+/-0.17	77	47	30	26	2	-	96
430041	STC.20-3A-6W-C9	430042	STC.20-3A-6W-C33	-	20	17+/-0.15	56	36	20	17	1.5	-	41
430091	STC.25-3A-6W-C9	430092	STC.25-3A-6W-C33	-	25	22+/-0.15	77	52	25	22	1.5	-	87
430141	STC.30-3A-6W-C9	430142	STC.30-3A-6W-C33	-	30	26+/-0.17	77	47	30	26	2	-	113
430028	STC.20-3A-3W-R-C9	430029	STC.20-3A-3W-R-C33	-	20	17+/-0.15	56	36	20	17	1.5	2000	160
430078	STC.25-3A-3W-R-C9	430079	STC.25-3A-3W-R-C33	-	25	22+/-0.15	77	52	25	22	1.5	4000	174
430128	STC.30-3A-3W-R-C9	430129	STC.30-3A-3W-R-C33	-	30	26+/-0.17	77	47	30	26	2	4000	180
430033	STC.20-3A-4W-R-C9	430034	STC.20-3A-4W-R-C33	-	20	17+/-0.15	56	36	20	17	1.5	2000	212
430083	STC.25-3A-4W-R-C9	430084	STC.25-3A-4W-R-C33	-	25	22+/-0.15	77	52	25	22	1.5	4000	259
430133	STC.30-3A-4W-R-C9	430134	STC.30-3A-4W-R-C33	-	30	26+/-0.17	77	47	30	26	2	4000	115
430038	STC.20-3A-5W-R-C9	430039	STC.20-3A-5W-R-C33	-	20	17+/-0.15	56	36	20	17	1.5	2000	156
430088	STC.25-3A-5W-R-C9	430089	STC.25-3A-5W-R-C33	-	25	22+/-0.15	79	54	25	22	1.5	4000	196
430138	STC.30-3A-5W-R-C9	430139	STC.30-3A-5W-R-C33	-	30	26+/-0.17	77	47	30	26	2	4000	158
430043	STC.20-3A-6W-R-C9	430044	STC.20-3A-6W-R-C33	-	20	17+/-0.15	56	36	20	17	1.5	2000	204
430093	STC.25-3A-6W-R-C9	430094	STC.25-3A-6W-R-C33	-	25	22+/-0.15	77	52	25	22	1.5	4000	240
430143	STC.30-3A-6W-R-C9	430144	STC.30-3A-6W-R-C33	-	30	26+/-0.17	77	47	30	26	2	4000	285
430096	STC.25-3A-3W-R-M10-C9	430097	STC.25-3A-3W-R-M10-C33	M10x25	25	22+/-0.15	77	52	25	22	1.5	4000	136
430146	STC.30-3A-3W-R-M10-C9	430147	STC.30-3A-3W-R-M10-C33	M10x30	30	26+/-0.17	77	47	30	26	2	4000	158
430098	STC.25-3A-4W-R-M10-C9	430099	STC.25-3A-4W-R-M10-C33	M10x25	25	22+/-0.15	77	52	25	22	1.5	4000	174
430148	STC.30-3A-4W-R-M10-C9	430149	STC.30-3A-4W-R-M10-C33	M10x30	30	26+/-0.17	77	47	30	26	2	4000	204

**STC-3A-SST**



Code	Description	Code	Description	a	b	l	l1	External tube dimensions	Internal tube dimensions	Tube thickness	Fmax [N]	
430157	STC.25-3A-3W-R-SST-C9	430158	STC.25-3A-3W-R-SST-C33	25	22+/-0.15	77	52	25	22	1.5	4000	136
430177	STC.30-3A-3W-R-SST-C9	430178	STC.30-3A-3W-R-SST-C33	30	26+/-0.17	77	47	30	26	2	4000	158
430159	STC.25-3A-4W-R-SST-C9	430160	STC.25-3A-4W-R-SST-C33	25	22+/-0.15	77	52	25	22	1.5	4000	174
430179	STC.30-3A-4W-R-SST-C9	430180	STC.30-3A-4W-R-SST-C33	30	26+/-0.17	77	47	30	26	2	4000	204
430161	STC.25-3A-5W-R-SST-C9	430162	STC.25-3A-5W-R-SST-C33	25	22+/-0.15	79	54	25	22	1.5	4000	212
430181	STC.30-3A-5W-R-SST-C9	430182	STC.30-3A-5W-R-SST-C33	30	26+/-0.17	77	47	30	26	2	4000	240
430163	STC.25-3A-6W-R-SST-C9	430164	STC.25-3A-6W-R-SST-C33	25	22+/-0.15	77	52	25	22	1.5	4000	259
430183	STC.30-3A-6W-R-SST-C9	430184	STC.30-3A-6W-R-SST-C33	30	26+/-0.17	77	47	30	26	2	4000	285

Levelling feet and supports

The drawing shows the assembled connector. The two technopolymer pieces composing it may have different shapes depending on the dimensions and / or executions.