

Passive Distributor AS-i, IP67

connections for profile cables 1 x AS-i, 2 x AS-i or
connections for profile cables for 1 x AS-i + 1 x AUX

to M8 cable sockets

- to M12 sockets / cable sockets
- to connecting wires
- to round cable / connecting wires
- as profile cable branch



(figure similar)

optionally with changeable or
self-resetting fuses



| Figure | Type | Flat design, montage in cable duct possible | Internal fuse ⁽¹⁾ | Profile cable connection | Connection ⁽²⁾ | Round cable ⁽³⁾ | Protection category | Article no. |
|--------|------------------|---|---|--------------------------|--|----------------------------|---------------------|-------------|
| | IP67, 35 mm deep | no | 4 A, changeable | 1 x AS-i, 1 x AUX | 2 x M12 sockets, 5-poles | - | IP67 | BWU3087 |
| | IP67, 35 mm deep | no | 1 A, self-resetting | 1 x AS-i, 1 x AUX | 2 x M12 sockets, 5-poles | - | IP67 | BWU3117 |
| | IP67, 35 mm deep | no | - | 1 x AS-i, 1 x AUX | 2 x M12 sockets, 5-poles | - | IP67 | BWU3184 |
| | IP67, 19 mm deep | yes, 19 mm deep | 8 A slow-blow fuse + 1 A, self-resetting | 1 x AS-i, 1 x AUX | 1 x M8 cable socket, straight, 5-poles + 1 x M8 cable socket, straight, 4-poles | 0,20 m | IP67 | BW3276 |
| | IP67, 19 mm deep | yes, 19 mm deep | 8 A slow-blow fuse | 1 x AS-i, 1 x AUX | 1 x round cable / connecting wires | 1,3 m | IP67 | BW3423 |
| | IP67, 19 mm deep | yes, 19 mm deep | 1 A, self-resetting | 1 x AS-i, 1 x AUX | 1 x M12 cable socket, angled, 5-poles | 2 m | IP67 | BW3246 |
| | IP67, 19 mm deep | yes, 19 mm deep | - | 1 x AS-i, 1 x AUX | 1 x M12 cable socket, angled, 5-poles | 2 m | IP67 | BW3183 |
| | IP67, 19 mm deep | yes, 19 mm deep | - | 1 x AS-i, 1 x AUX | 1 x M12 cable socket, angled, 5-poles | 1 m | IP67 | BW3408 |
| | IP67, 19 mm deep | yes, 19 mm deep | - | 1 x AS-i, 1 x AUX | 1 x round cable / connecting wires | 5 m | IP67 | BW3315 |
| | IP67, 19 mm deep | yes, 19 mm deep | - | 1 x AS-i, 1 x AUX | 1 x round cable / connecting wires | 2 m | IP67 | BW3314 |
| | IP67, 19 mm deep | yes, 19 mm deep | - | 2 x AS-i | 1 x M12 cable socket, angled, 5-poles | 2 m | IP67 | BW3185 |
| | IP67, 19 mm deep | yes, 19 mm deep | - | 2 x AS-i | 1 x M12 cable socket, straight, 5-poles | 2 m | IP67 | BW3247 |
| | IP67, 19 mm deep | yes, 19 mm deep | - | 2 x AS-i | 1 x round cable / connecting wires | 0,25 m | IP67 | BW3186 |
| | IP67, 19 mm deep | yes, 19 mm deep | - | 1 x AS-i | 1 x M12 cable socket, angled, 5-poles | 1 m | IP67 | BW3407 |
| | IP67, 19 mm deep | yes, 19 mm deep | - | 2 x AS-i | profile cable branch | - | IP67 | BW3157 |






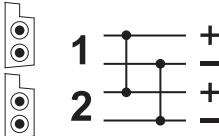
⁽¹⁾ Internal fuse

4 A, changeable: The internal protection is realized via changeable 4 A fuses (slow-blow) for AS-i and AUX. At each M12 connection ≤4 A are available.

1 A, self-resetting: The internal protection is realized via self-resetting 1 A fuses for AS-i and AUX. At each M12 connection ≤1 A are available.

8 A slow-blow fuse + 1 A, self-resetting: The internal protection is realized via one 8 A slow-blow fuse for AUX and via one self-resetting 1 A fuse for AS-i. At each M8 connection (AUX) ≤6 A are available, at each M8 connection (AS-i) ≤1 A are available.

(2) **Connection:** further connection options are available on request.

| M12 cable socket, angled | M12 cable socket, straight | M8 cable socket, straight | round cable / connecting wires | profile cable branch |
|---|---|---|--|---|
| PUR line: oil and abrasion resistant, appropriate for conveyor chains | | | | |
|  |  |  |  |   |

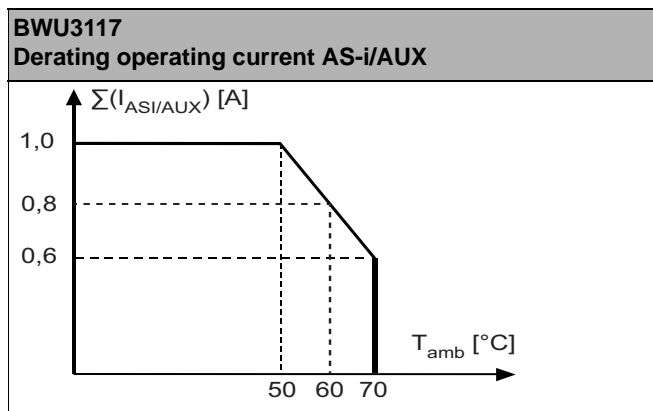
(3) **Cable:** other cable lengths are available on request.

Under normal conditions (no bus termination or repeater), the permissible total length of the **AS-i segment is max. 100 m**. The calculation should take into consideration that the length of the connection cable (**round cable**) for each connected **Passive Distributor** must be **doubled**. In the case of the **Active Distributors** (AS-i slaves) however only the **one** AS-i profile cable is counted.

| Article No. | BWU3184 | | BWU3087 | | BWU3117 | | |
|--|--|---|---------|---|---------|--|--|
| Connection | | | | | | | |
| Profile cable connection | 1 x AS-i, 1 x AUX profile cable and piercing | | | | | | |
| Connection | 2 x M12 sockets, 5-poles | | | | | | |
| Round cable | - | | | | | | |
| Operating voltage | 10 ... 32 V _{DC} PELV | | | | | | |
| Operating current | up to +50 °C | ≤4 A at each M12 connection | | | | ≤1 A at each M12 connection ⁽²⁾ | |
| | at +60 °C | | | | | ≤0,8 A at each M12 connection ⁽²⁾ | |
| | at +70 °C | | | | | ≤0,6 A at each M12 connection ⁽²⁾ | |
| Internal fuse | - | 2 x 4 A changeable fuses for AS-i and AUX for each M12 connection | | 2 x 1 A self-resetting fuses for AS-i and AUX for each M12 connection | | | |
| UL-specifications (UL61010-1 and UL61010-2-201) | | | | | | | |
| External protection | An isolated source with a secondary open circuit voltage of ≤30 V _{DC} with a 3 A maximum over current protection. Over current protection is not required when a Class 2 source is employed. | | | | | | |
| Display | | | | | | | |
| LED ASI1, ASI2 (green) | - | on: AS-i voltage at M12 connection 1, 2 O.K. | | | | | |
| LED AUX1, AUX2 (green) | - | on: AUX voltage at M12 connection 1, 2 O.K. | | | | | |
| LED ASI (green) | on: AS-i voltage at profile cable O.K. | | | | | | |
| LED AUX (green) | on: AUX voltage at profile cable O.K. | | | | | | |
| Environment | | | | | | | |
| Applied standards | EN 60529 EN 61000-6-2 EN 61000-6-3 | | | | | | |
| Operating altitude | max. 2000 m | | | | | | |
| Ambient temperature | -30 °C ... +70 °C ⁽²⁾ | | | | | | |
| Storage temperature | -25 °C ... +85 °C | | | | | | |
| Housing | plastic, for screw mounting | | | | | | |
| Protection category | IP67 ⁽¹⁾ | | | | | | |
| Maximum tolerable shock and vibration stress | ≤15g, T≤11 ms 10 ... 55 Hz, 0,5 mm amplitude | | | | | | |
| Insulation voltage | ≥500 V | | | | | | |
| Weight | 91 g | | | | | | |
| Dimensions (W / H / D) in mm | 60 / 45 / 35 | | | | | | |

(1) Protection category IP67 can only be achieved, if also the cable connector fulfills IP67.

(2)

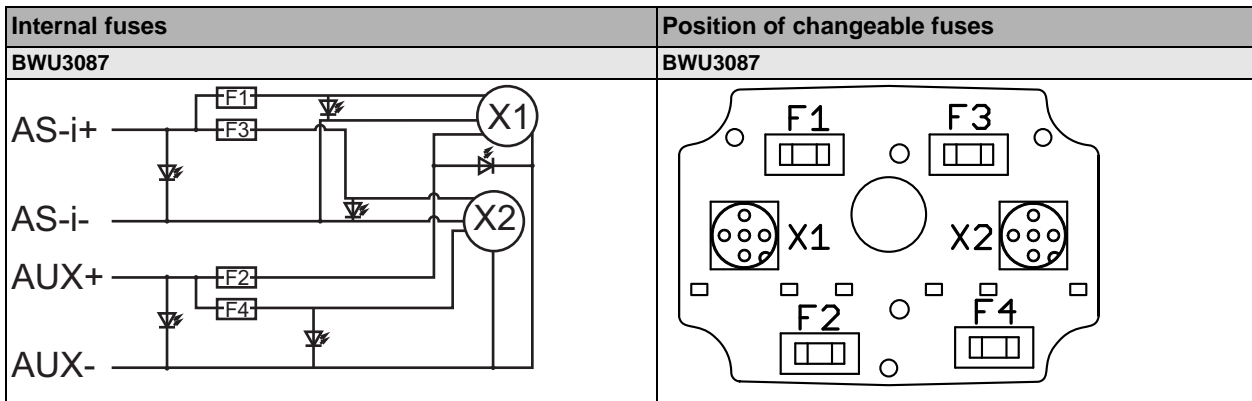


Notice

After each opening of the module, such as after replacing a fuse, check for proper function and correct placement of the seals.

Dirt, damage and/or shifting of the seals can compromise protection of the module against solid particles and liquids so that the specified protection category is no longer guaranteed.

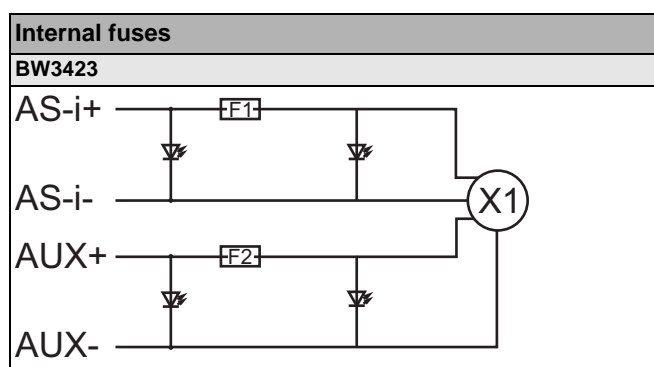
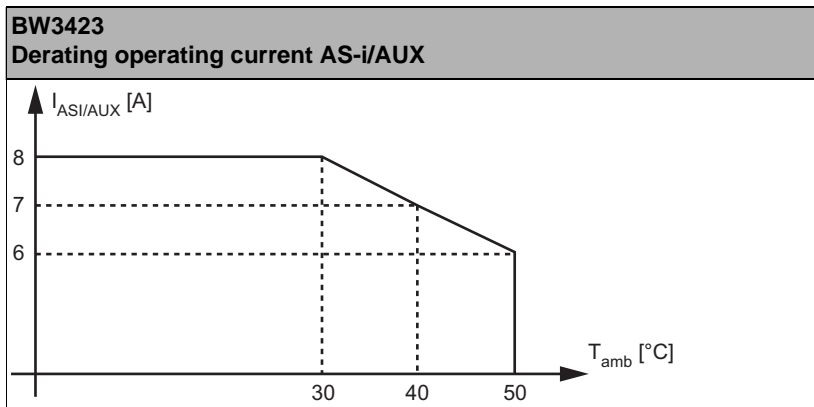
Passive Distributor AS-i, IP67



| Article No. | BW3246 | BW3276 | BW3423 |
|--|---|--|--|
| Connection | | | |
| Profile cable connection | 1 x AS-i, 1 x AUX profile cable and piercing | | |
| Connection | 1 x M12 cable socket, angled, 5-poles | 1 x M8 cable socket, straight, 5-poles + 1 x M8 cable socket, straight, 4-poles | 1 x round cable/connecting wires |
| Round cable | 2 m | 0,20 m | 1,3 m |
| max. allowed tensile strain 10 N | | | |
| Operating voltage | 10 ... 32 V _{DC} PELV | | |
| Operating current | up to +30 °C | ≤1 A at each M12 connection | ≤6 A at each M8 connection (AUX) ≤1 A at each M8 connection (AS-i) |
| | at +40 °C | | ≤8 A at each round cable/connecting wire ⁽²⁾ ≤7 A at each round cable/connecting wire ⁽²⁾ |
| | at +50 °C | | ≤6 A at each round cable/connecting wire ⁽²⁾ |
| Internal fuse | 2 x 1 A self-resetting fuses for AS-i and AUX for each M12 connection | 1 x 8 A slow-blow fuse for AUX + 1 x 1 A self-resetting fuse for AS-i | 2 x 8 A slow-blow fuses for AS-i and AUX |
| Display | | | |
| LED ASI1, ASI2 (green) | on: AS-i voltage at M12 connection 1 O.K. | on: AS-i voltage at M8 connection 1 O.K. | on: AS-i voltage at round cable O.K. |
| LED AUX1, AUX2 (green) | on: AUX voltage at M12 connection 1 O.K. | on: AUX voltage at M8 connection 1 O.K. | on: AUX voltage at round cable O.K. |
| LED ASI (green) | on: AS-i voltage at profile cable O.K. | | |
| LED AUX (green) | on: AUX voltage at profile cable O.K. | | |
| Environment | | | |
| Applied standards | EN 60529 EN 61000-6-2 EN 61000-6-3 | | |
| Operating altitude | max. 2000 m | | |
| Ambient temperature | -30 °C ... +55 °C | | -30 °C ... +50 °C |
| Storage temperature | -25 °C ... +85 °C | | |
| Housing | plastic, for screw mounting, suitable for cable ducts (installation depth ≥19 mm) | | |
| Protection category | IP67 ⁽¹⁾ | | |
| Maximum tolerable shock and vibration stress | ≤15g, T≤11 ms 10 ... 55 Hz, 0,5 mm amplitude | | |
| Insulation voltage | ≥500 V | | |
| Weight | 91 g | | |
| Dimensions (W / H / D) in mm | 60 / 45 / 35 | | |

⁽¹⁾ Protection category IP67 can only be achieved, if also the cable connector fulfills IP67.

(2)



| Article No. | BW3157 | BW3186 | BW3247 | BW3185 | BW3407 |
|--|---|---|---|---------------------------------------|--------|
| Connection | | | | | |
| Profile cable connection | 2 x AS-i profile cable and piercing | | | 1 x AS-i profile cable and piercing | |
| Connection | profile cable branch | 1 x round cable / connecting wires | 1 x M12 cable socket, straight, 5-poles | 1 x M12 cable socket, angled, 5-poles | |
| Round cable | – | 0,25 m | 2 m | | 1 m |
| | | max. allowed tensile strain 10 N | | | |
| Operating voltage | 10 ... 32 V _{DC} PELV | | | | |
| Operating current | profile cable and piercing (cable branch): ≤8 A | | | | – |
| | – | ≤4 A at each round cable / connecting wires | ≤4 A at each M12 connection | | |
| Internal fuses | – | | | | |
| Environment | | | | | |
| Applied standards | EN 60529 EN 61000-6-2 EN 61000-6-3 | | | | |
| Operating altitude | max. 2000 m | | | | |
| Ambient temperature | -30 °C ... +70 °C | | | | |
| Storage temperature | -25 °C ... +85 °C | | | | |
| Housing | plastic, for screw mounting, suitable for cable ducts (installation depth ≥19 mm) | | | | |
| Protection category | IP67 ⁽¹⁾ | | | | |
| Maximum tolerable shock and vibration stress | ≤15g, T≤11 ms 10 ... 55 Hz, 0,5 mm amplitude | | | | |
| Insulation voltage | ≥500 V | | | | |
| Weight | 75 g | | | | |
| Dimensions (W / H / D) in mm | 60 / 45 / 19 | | | | |

Passive Distributor AS-i, IP67

(1) Protection category IP67 can only be achieved, if also the cable connector fulfills IP67.

| Article No. | BW3408 | BW3183 | BW3314 | BW3315 |
|--|---|--------|-----------------------------------|--------|
| Connection | | | | |
| Profile cable connection | 1 x AS-i, 1 x AUX profile cable and piercing | | | |
| Connection | 1 x M12 cable socket, angled, 5-poles | | 1 x round cable /connecting wires | |
| Round cable | 1 m | 2 m | 5 m | |
| | max. allowed tensile strain 10 N | | | |
| Operating voltage | 10 ... 32 V _{DC} PELV | | | |
| Operating current | ≤4 A at each M12 connection | | | |
| Internal fuses | - | | | |
| Environment | | | | |
| Applied standards | EN 60529 EN 61000-6-2 EN 61000-6-3 | | | |
| Operating altitude | max. 2000 m | | | |
| Ambient temperature | -30 °C ... +70 °C | | | |
| Storage temperature | -25 °C ... +85 °C | | | |
| Housing | plastic, for screw mounting, suitable for cable ducts (installation depth ≥19 mm) | | | |
| Protection category | IP67 (1) | | | |
| Maximum tolerable shock and vibration stress | ≤15g, T≤11 ms 10 ... 55 Hz, 0,5 mm amplitude | | | |
| Insulation voltage | ≥500 V | | | |
| Weight | 75 g | | 190 g | |
| Dimensions (W / H / D) in mm | 60 / 45 / 19 | | | |

(1) Protection category IP67 can only be achieved, if also the cable connector fulfills IP67.

| Connections: M12 | | | | | | |
|---------------------------------|----------------|--------|-------|--------|-------|------|
| Article No. | M12 connection | Pin1 | Pin2 | Pin3 | Pin4 | Pin5 |
| BWU3087, BWU3117, BWU3184 | X1 | AS-i + | AUX - | AS-i - | AUX + | n.c. |
| | X2 | AS-i + | AUX - | AS-i - | AUX + | n.c. |
| BW3246 | X1 | AS-i + | AUX - | AS-i - | AUX + | n.c. |
| BW3183, BW3408 | X1 | AS-i + | AUX - | AS-i - | AUX + | n.c. |

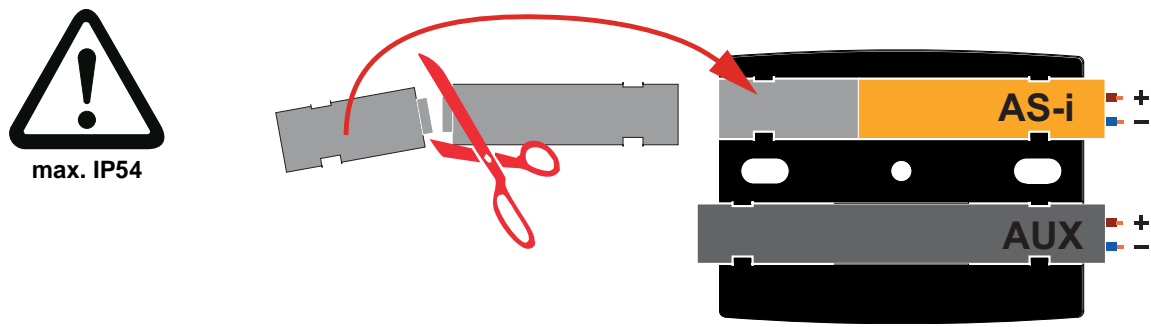
| Connections: M12 | | | | | | |
|------------------|----------------|--------|------|--------|------|------|
| Article No. | M12 connection | Pin1 | Pin2 | Pin3 | Pin4 | Pin5 |
| BW3185, BW3247 | X1 | AS-i + | n.c. | AS-i - | n.c. | n.c. |
| BW3407 | X1 | AS-i + | n.c. | AS-i - | n.c. | n.c. |

| Connections: round cable/connecting wires | | | | | |
|---|-------------------------------|------------|------------|-----------|------------|
| Article No. | round cable/ connecting wires | Brown (BN) | White (WH) | Blue (BU) | Black (BK) |
| BW3314, BW3315 | X1 | AS-i+ | AUX - | AS-i- | AUX + |
| BW3186 | X1 | AS-i+ | - | AS-i- | - |
| BW3423 | X1 | AS-i+ | AUX- | AS-i- | AUX+ |

| Connections: M8 | | | | | | |
|-----------------|---------------|-------|-------|-------|-------|------|
| Article No. | M8 connection | Pin1 | Pin2 | Pin3 | Pin4 | Pin5 |
| BW3276 | X1 | AS-i+ | AS-i+ | AS-i- | AS-i- | - |
| | X2 | AUX+ | AUX+ | AUX- | AUX- | n.c. |

| Connections: profile cable branch | | | |
|-----------------------------------|--------------------|--|--|
| BW3157 | max 8 A | | |

Line termination with sealing profile



Accessories:

- Protection caps for unused M12 sockets (article no. BW2368)
- Sealing profile IP67 (IDC plug), 60 mm (article no. BW3282)