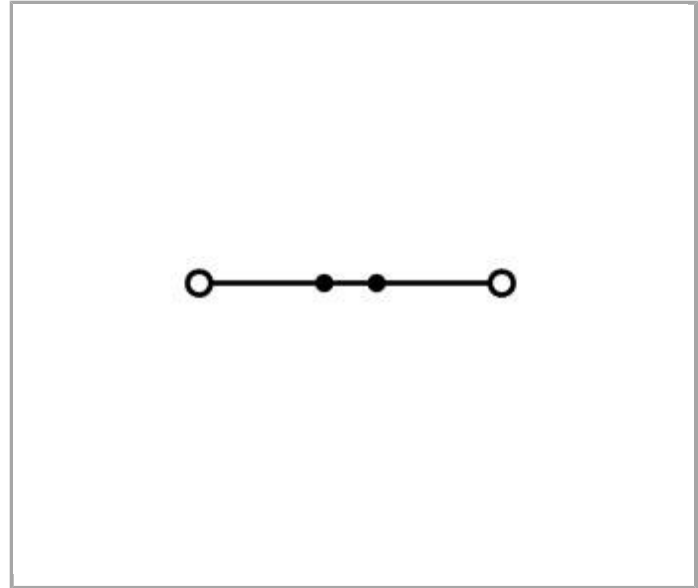


Data sheet | Item number: 2000-1203

2-conductor through terminal block; 1 mm²; suitable for Ex e II applications;
side and center marking; for DIN-rail 35 x 15 and 35 x 7.5; Push-in CAGE
CLAMP®



www.wago.com/2000-1203



Data

Electrical data

Rated voltage EN (Ex e II)	550 V
Rated current (Ex e II)	13 A
Rated current (Ex e II) with jumper	12 A

Ratings per IEC/EN 60664-1

Rated voltage (III / 3)	800 V
Rated impulse voltage (III / 3)	8 kV
Rated current	13.5 A
Rated current (2)	18 A
Legend (ratings)	(III / 3) ≙ Overvoltage category III / Pollution degree 3

Approvals per UL 1059

Rated voltage UL (Use Group B)	600 V
Rated current UL (Use Group B)	15 A



Rated voltage UL (Use Group C)	600 V
Rated current UL (Use Group C)	15 A

Approvals per CSA

Rated voltage CSA (Use Group B)	600 V
Rated current CSA (Use Group B)	10 A
Rated voltage CSA (Use Group C)	600 V
Rated current CSA (Use Group C)	10 A

Connection data

Connection technology	Push-in CAGE CLAMP®
Actuation type	Push-in Operating tool
Connectable conductor materials	Copper
Nominal cross section	1 mm ²
Solid conductor	0.14 ... 1.5 mm ² / 24 ... 16 AWG
Solid conductor, push-in termination	0.5 ... 1.5 mm ² / 20 ... 16 AWG
Fine-stranded conductor	0.14 ... 1.5 mm ² / 24 ... 16 AWG
Fine-stranded conductor with ferrule, push-in termination, from	0.5 mm ² / 20 AWG
Strip length	9 ... 11 mm / 0.35 ... 0.43 Inch
Total number of connection points	2
Total number of potentials	1
Number of levels	1
Type of wiring	Front-entry wiring

Geometrical Data

Width	3.5 mm / 0.138 inch
Height from upper-edge of DIN-35 rail	32.9 mm / 1.295 inch
Depth	48.5 mm / 1.909 inch

Mechanical data

Design	horizontal
Type of mounting	DIN-35 rail
Marking level	Center/side marking

Material Data



Color	red
Insulating material	Polyamide 66 (PA 66)
Fire load	0.079 MJ
Weight	3.58 g

Commercial data

Country of origin	CN
GTIN	4045454966782
Customs Tariff No.	85369010000
Product Group	22 (TOPJOB S)

Approvals / Certificates




Ex-Approvals

Logo	Approval	Certificate name
	AEx Underwriters Laboratories Inc.	E185892
	ATEX Physikalisch Technische Bundesanstalt	PTB 11 ATEX 1041 U (II 2 G Ex e IIC GB / I M 2 Ex e I Mb)

Country specific Approvals


Logo	Approval	Certificate name
	CCA DEKRA Certification B.V.	71-102841
	CSA DEKRA Certification B.V.	2130762

Ship Approvals

Logo	Approval	Certificate name
	ABS American Bureau of Shipping	14-HG1293677-PDA
	BV Bureau Veritas S.A.	38586/A0 BV
	DNV GL Det Norske Veritas, Germanischer Lloyd	TAE00001V2
	LR Lloyds Register	91/20112 (E9)












CCA

















UL-Approvals



















Logo	Approval	Certificate name
	UL UL International Germany GmbH	E45172 sec.55

Compatible products

Jumper

	Item no.: 2000-402 Push-in type jumper bar; insulated; 2-way; Nominal current 14 A	www.wago.com/2000-402
	Item no.: 2000-402/000-005 Push-in type jumper bar; insulated; 2-way; Nominal current 14 A	www.wago.com/2000-402/000-005
	Item no.: 2000-402/000-006 Push-in type jumper bar; insulated; 2-way; Nominal current 14 A	www.wago.com/2000-402/000-006
	Item no.: 2000-402/000-018 Push-in type jumper bar; insulated; 2-way; Nominal current 14 A	www.wago.com/2000-402/000-018
	Item no.: 2000-403 Push-in type jumper bar; insulated; 3-way; Nominal current 14 A	www.wago.com/2000-403
	Item no.: 2000-403/000-005 Push-in type jumper bar; insulated; 3-way; Nominal current 14 A	www.wago.com/2000-403/000-005
	Item no.: 2000-403/000-006 Push-in type jumper bar; insulated; 3-way; Nominal current 14 A	www.wago.com/2000-403/000-006
	Item no.: 2000-404 Push-in type jumper bar; insulated; 4-way; Nominal current 14 A	www.wago.com/2000-404
	Item no.: 2000-404/000-005 Push-in type jumper bar; insulated; 4-way; Nominal current 14 A	www.wago.com/2000-404/000-005
	Item no.: 2000-404/000-006 Push-in type jumper bar; insulated; 4-way; Nominal current 14 A	www.wago.com/2000-404/000-006
	Item no.: 2000-405 Push-in type jumper bar; insulated; 5-way; Nominal current 14 A	www.wago.com/2000-405

	<p>Item no.: 2000-405/000-005 Push-in type jumper bar; insulated; 5-way; Nominal current 14 A</p>	www.wago.com/2000-405/000-005
	<p>Item no.: 2000-405/000-006 Push-in type jumper bar; insulated; 5-way; Nominal current 14 A</p>	www.wago.com/2000-405/000-006
	<p>Item no.: 2000-405/011-000 Star point jumper; insulated; 3-way (1-3-5); IN = IN terminal block</p>	www.wago.com/2000-405/011-000
	<p>Item no.: 2000-406 Push-in type jumper bar; insulated; 6-way; Nominal current 14 A</p>	www.wago.com/2000-406
	<p>Item no.: 2000-406/000-005 Push-in type jumper bar; insulated; 6-way; Nominal current 14 A</p>	www.wago.com/2000-406/000-005
	<p>Item no.: 2000-406/000-006 Push-in type jumper bar; insulated; 6-way; Nominal current 14 A</p>	www.wago.com/2000-406/000-006
	<p>Item no.: 2000-406/020-000 Delta jumper; insulated; 1-2 3-4 5-6; IN = IN terminal block</p>	www.wago.com/2000-406/020-000
	<p>Item no.: 2000-407 Push-in type jumper bar; insulated; 7-way; Nominal current 14 A</p>	www.wago.com/2000-407
	<p>Item no.: 2000-407/000-005 Push-in type jumper bar; insulated; 7-way; Nominal current 14 A</p>	www.wago.com/2000-407/000-005
	<p>Item no.: 2000-407/000-006 Push-in type jumper bar; insulated; 7-way; Nominal current 14 A</p>	www.wago.com/2000-407/000-006
	<p>Item no.: 2000-408 Push-in type jumper bar; insulated; 8-way; Nominal current 14 A</p>	www.wago.com/2000-408
	<p>Item no.: 2000-408/000-005 Push-in type jumper bar; insulated; 8-way; Nominal current 14 A</p>	www.wago.com/2000-408/000-005
	<p>Item no.: 2000-408/000-006 Push-in type jumper bar; insulated; 8-way; Nominal current 14 A</p>	www.wago.com/2000-408/000-006
	<p>Item no.: 2000-409 Push-in type jumper bar; insulated; 9-way; Nominal current 14 A</p>	www.wago.com/2000-409
	<p>Item no.: 2000-409/000-005 Push-in type jumper bar; insulated; 9-way; Nominal current 14 A</p>	www.wago.com/2000-409/000-005
	<p>Item no.: 2000-409/000-006 Push-in type jumper bar; insulated; 9-way; Nominal current 14 A</p>	www.wago.com/2000-409/000-006

	Item no.: 2000-410 Push-in type jumper bar; insulated; 10-way; Nominal current 14 A	www.wago.com/2000-410
	Item no.: 2000-410/000-005 Push-in type jumper bar; insulated; 10-way; Nominal current 14 A	www.wago.com/2000-410/000-005
	Item no.: 2000-410/000-006 Push-in type jumper bar; insulated; 10-way; Nominal current 14 A	www.wago.com/2000-410/000-006
	Item no.: 2000-433 Push-in type jumper bar; insulated; from 1 to 3; Nominal current 14 A	www.wago.com/2000-433
	Item no.: 2000-433/000-005 Push-in type jumper bar; insulated; from 1 to 3; Nominal current 14 A	www.wago.com/2000-433/000-005
	Item no.: 2000-433/000-006 Push-in type jumper bar; insulated; from 1 to 3; Nominal current 14 A	www.wago.com/2000-433/000-006
	Item no.: 2000-434 Push-in type jumper bar; insulated; from 1 to 4; Nominal current 14 A	www.wago.com/2000-434
	Item no.: 2000-435 Push-in type jumper bar; insulated; from 1 to 5; Nominal current 14 A	www.wago.com/2000-435
	Item no.: 2000-436 Push-in type jumper bar; insulated; from 1 to 6; Nominal current 14 A	www.wago.com/2000-436
	Item no.: 2000-437 Push-in type jumper bar; insulated; from 1 to 7; Nominal current 14 A	www.wago.com/2000-437
	Item no.: 2000-438 Push-in type jumper bar; insulated; from 1 to 8; Nominal current 14 A	www.wago.com/2000-438
	Item no.: 2000-439 Push-in type jumper bar; insulated; from 1 to 9; Nominal current 14 A	www.wago.com/2000-439
	Item no.: 2000-440 Push-in type jumper bar; insulated; from 1 to 10; Nominal current 14 A	www.wago.com/2000-440
	Item no.: 2009-402 Push-in type wire jumper; insulated; wire length 60 mm; Conductor cross section 0.75 mm ² ; suitable for 2000 and 2020 Series rail-mounted terminal blocks	www.wago.com/2009-402
	Item no.: 2009-404 Push-in type wire jumper; insulated; wire length 110 mm; Conductor cross section 0.75 mm ² ; suitable for 2000 and 2020 Series rail-mounted terminal blocks	www.wago.com/2009-404
	Item no.: 2009-406 Push-in type wire jumper; insulated; wire length 250 mm; Conductor cross section 0.75 mm ² ; suitable for 2000 and 2020 Series rail-mounted terminal blocks	www.wago.com/2009-406
	Item no.: 210-103 Wire commoning chain; insulated; 50 connections	www.wago.com/210-103
	Item no.: 210-123 Wire commoning chain; insulated; 50 connections	www.wago.com/210-123

Protective Warning Marker



Item no.: 2000-115

Protective warning marker; with high-voltage symbol, black; for 5 terminal blocks

www.wago.com/2000-115

Carrier rail



Item no.: 210-112

Steel carrier rail; 35 x 7.5 mm; 1 mm thick; 2 m long; slotted; according to EN 60715; "Hole width 25 mm

www.wago.com/210-112



Item no.: 210-113

Steel carrier rail; 35 x 7.5 mm; 1 mm thick; 2 m long; unslotted; according to EN 60715

www.wago.com/210-113



Item no.: 210-114

Steel carrier rail; 35 x 15 mm; 1.5 mm thick; 2 m long; unslotted; similar to EN 60715

www.wago.com/210-114



Item no.: 210-115

Steel carrier rail; 35 x 7.5 mm; 1 mm thick; 2 m long; slotted; according to EN 60715; "Hole width 18 mm

www.wago.com/210-115



Item no.: 210-118

Steel carrier rail; 35 x 15 mm; 2.3 mm thick; 2 m long; unslotted; according to EN 60715

www.wago.com/210-118



Item no.: 210-196

Aluminum carrier rail; 35 x 8.2 mm; 1.6 mm thick; 2 m long; unslotted; similar to EN 60715

www.wago.com/210-196



Item no.: 210-197

Steel carrier rail; 35 x 15 mm; 1.5 mm thick; 2 m long; slotted; similar to EN 60715

www.wago.com/210-197



Item no.: 210-198

Copper carrier rail; 35 x 15 mm; 2.3 mm thick; 2 m long; unslotted; according to EN 60715

www.wago.com/210-198

End plate



Item no.: 2000-1291

End and intermediate plate; 0.7 mm thick

www.wago.com/2000-1291



Item no.: 2000-1292

End and intermediate plate; 0.7 mm thick

www.wago.com/2000-1292



Item no.: 209-190

Separator for Ex e/Ex i applications; 3 mm thick; 90 mm wide

www.wago.com/209-190



Item no.: 209-191

Separator for Ex e/Ex i applications; 3 mm thick; 120 mm wide

www.wago.com/209-191

ferrule



Item no.: 216-241

Ferrule; Sleeve for 0.5 mm² / AWG 22; insulated; electro-tin plated; electrolytic copper; gastight crimped; acc. to DIN 46228, Part 4/09.90

www.wago.com/216-241



Item no.: 216-242

Ferrule; Sleeve for 0.75 mm² / AWG 20; insulated; electro-tin plated; electrolytic copper; gastight crimped; acc. to DIN 46228, Part 4/09.90

www.wago.com/216-242

Item no.: 216-243



Ferrule; Sleeve for 1 mm² / AWG 18; insulated; electro-tin plated; electrolytic copper; gastight crimped; acc. to DIN 46228, Part 4/09.90

www.wago.com/216-243

tools



Item no.: 210-647
Operating tool with partially insulated shaft; Blade (2.5 x 0.4) mm; short

www.wago.com/210-647



Item no.: 210-648
Operating tool with partially insulated shaft; Blade (2.5 x 0.4) mm; short; angled

www.wago.com/210-648



Item no.: 210-719
Operating tool with partially insulated shaft; Type 1, blade (2.5 x 0.4) mm

www.wago.com/210-719

check



Item no.: 2000-510
TOPJOB®S L-type test plug module; modular; for jumper contact slot

www.wago.com/2000-510



Item no.: 2000-511
TOPJOB®S L-type test plug module; modular; for jumper contact slot; 1-pole

www.wago.com/2000-511



Item no.: 2000-549
Spacer module; modular; e.g., for bridging commoned terminal blocks

www.wago.com/2000-549



Item no.: 2000-552
Modular TOPJOB®S connector; modular; for jumper contact slot; 2-pole

www.wago.com/2000-552



Item no.: 2000-553
Modular TOPJOB®S connector; modular; for jumper contact slot; 3-pole

www.wago.com/2000-553



Item no.: 2000-554
Modular TOPJOB®S connector; modular; for jumper contact slot; 4-pole

www.wago.com/2000-554



Item no.: 2000-555
Modular TOPJOB®S connector; modular; for jumper contact slot; 5-pole

www.wago.com/2000-555



Item no.: 2000-556
Modular TOPJOB®S connector; modular; for jumper contact slot; 6-pole

www.wago.com/2000-556



Item no.: 2000-557
Modular TOPJOB®S connector; modular; for jumper contact slot; 7-pole

www.wago.com/2000-557



Item no.: 2000-558
Modular TOPJOB®S connector; modular; for jumper contact slot; 8-pole

www.wago.com/2000-558



Item no.: 2000-559
Modular TOPJOB®S connector; modular; for jumper contact slot; 9-pole

www.wago.com/2000-559



Item no.: 2000-560
Modular TOPJOB®S connector; modular; for jumper contact slot; 10-pole

www.wago.com/2000-560



Item no.: 2009-174
Test plug adapter; for 4 mm Ø test plugs; for testing TOPJOB®S rail-mounted terminal blocks

www.wago.com/2009-174



Item no.: 2009-182
Testing tap; for max. 2.5 mm²; tool-free connection for individual test wires 0.08 - 2.5 mm

www.wago.com/2009-182

Item no.: 210-136



Test plug; 2 mm Ø; with 500 mm cable

www.wago.com/210-136



Item no.: 210-137
Test plug; 2.3 mm Ø; with 500 mm cable

www.wago.com/210-137

Marking accessories



Item no.: 2009-110
Marking strips; on reel; not stretchable; plain; snap-on type

www.wago.com/2009-110



Item no.: 2009-113
WMB-Inline; for smartPRINTER; on reel; plain; snap-on type

www.wago.com/2009-113



Item no.: 2009-113/000-002
WMB-Inline; for smartPRINTER; on reel; plain; snap-on type

www.wago.com/2009-113/000-002



Item no.: 2009-113/000-005
WMB-Inline; for smartPRINTER; on reel; plain; snap-on type

www.wago.com/2009-113/000-005



Item no.: 2009-113/000-006
WMB-Inline; for smartPRINTER; on reel; plain; snap-on type

www.wago.com/2009-113/000-006



Item no.: 2009-113/000-007
WMB-Inline; for smartPRINTER; on reel; plain; snap-on type

www.wago.com/2009-113/000-007



Item no.: 2009-113/000-012
WMB-Inline; for smartPRINTER; on reel; plain; snap-on type

www.wago.com/2009-113/000-012



Item no.: 2009-113/000-017
WMB-Inline; for smartPRINTER; on reel; plain; snap-on type

www.wago.com/2009-113/000-017



Item no.: 2009-113/000-023
WMB-Inline; for smartPRINTER; on reel; plain; snap-on type

www.wago.com/2009-113/000-023



Item no.: 2009-113/000-024
WMB-Inline; for smartPRINTER; on reel; plain; snap-on type

www.wago.com/2009-113/000-024



Item no.: 2009-191
Group marker carrier

www.wago.com/2009-191



Item no.: 793-3501
WMB marking card; as card; plain; snap-on type

www.wago.com/793-3501

Downloads
Documentation

Bid Text



2000-1203

Aug 10, 2018

DOCX
14.9 kB

Download

Reihenklemmen, TOPJOB S

smartDATA

CAD data

3D Download 2000-1203

URL

Download

Product family

TOPJOB® S

TOPJOB® S: In various industrial applications and modern building installations, WAGO's wide and versatile range of rail-mount terminal blocks provides more than just reliable electrical connections.

[Learn more about the product family.](#)

[Show all products from the family](#)

Subject to changes.

WAGO Kontakttechnik GmbH & Co. KG

Hansastr. 27

32423 Minden

Phone: +49571 887-0 | Fax: +49571 887-169

Email: info.de@wago.com | Web: www.wago.com

Do you have any questions about our products?

We are always happy to take your call at +49 (571) 887-44222.