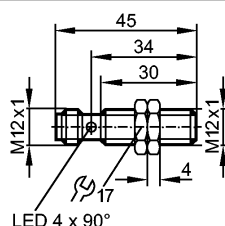


IFS204

IFB3004BBPKG/US-104

Inductive sensors



Product characteristics

Inductive sensor
Metal thread M12 x 1
Connector
Increased sensing range
Gold-plated contacts
Sensing range 4 mm; [f] flush mountable

Electrical data

Electrical design	DC PNP
Operating voltage [V]	10...30 DC
Current consumption [mA]	< 10
Protection class	II
Reverse polarity protection	yes

Outputs

Output function	normally open
Voltage drop [V]	< 2.5
Current rating [mA]	100
Short-circuit protection	yes
Overload protection	yes
Switching frequency [Hz]	700

Range

Sensing range [mm]	4
Real sensing range (Sr) [mm]	4 ± 10 %
Operating distance [mm]	0...3.25

Accuracy / deviations

Correction factors	mild steel = 1 / stainless steel approx. 0.7 / brass approx. 0.5 / Al approx. 0.4 / Cu approx. 0.3
Hysteresis [% of Sr]	3...15
Switch-point drift [% of Sr]	-10...10

Environment

Ambient temperature [°C]	-25...70
Protection	IP 67

Tests / approvals

EMC	EN 61000-4-2 ESD: 4 kV CD / 8 kV AD EN 61000-4-3 HF radiated: 10 V/m EN 61000-4-4 Burst: 2 kV EN 61000-4-6 HF conducted: 10 V EN 55011: class B
MTTF [Years]	1527

IFS204

IFB3004BBPKG/US-104

Inductive sensors

UL approval number	A003
--------------------	------

Mechanical data

Mounting	flush mountable
Housing materials	Brass white bronze coated; active face: PBT orange; LED window: PEI; lock nuts: Brass white bronze coated
Weight [kg]	0.024

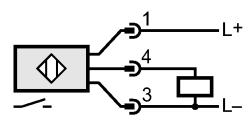
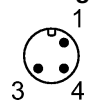
Displays / operating elements

Output status indication	LED	4 x yellow
--------------------------	-----	------------

Electrical connection

Connection	M12 connector; Gold-plated contacts
------------	-------------------------------------

Wiring



Accessories

Accessories (included)	2 lock nuts
------------------------	-------------

Remarks

Pack quantity [piece]	1
-----------------------	---