

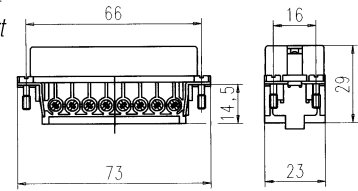
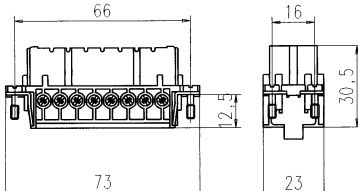
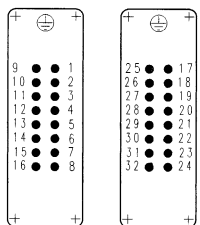
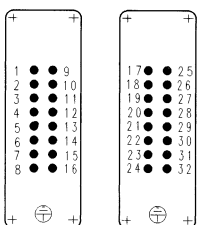
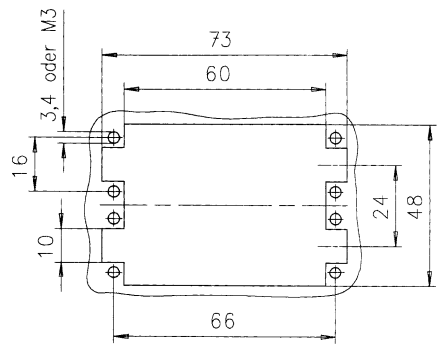
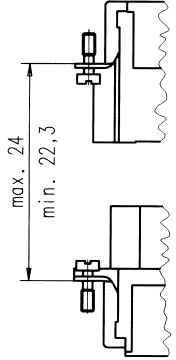


C 146 A
32 + 

250 V~ 14 A

Steckverbinder
Connectors

Gehäuse siehe Seite 128–131
Housings see page 128–131

Bezeichnung - Abbildung Description - Figure	Maßzeichnung Drawing	Bestell Nr. / Part No.	
		Stifteinsatz / Male insert	Buchseinsatz / Female insert
Kontakteinsatz Schraubanschluss Contact insert screw termination 	Stifteinsatz Male insert  Buchseinsatz Female insert 	C146 10A016 002 4 (1 - 16) + C146 10A016 004 4 (17 - 32)	C146 10B016 002 4 (1 - 16) + C146 10B016 004 4 (17 - 32)
		C146 10A016 102 4 (1 - 16) + C146 10A016 104 4 (17 - 32) (mit Drahtschutz / with wire protection)	C146 10B016 102 4 (1 - 16) + C146 10B016 104 4 (17 - 32) (mit Drahtschutz / with wire protection)
Montageanleitung, Steckbild / Assembly instruction, pin layout			
Stifteinsatz Male insert 	Buchseinsatz Female insert 	Montageausschnitt (Kontaktträger) Panel cut out (insert) 	
			

A