



CONTACTOR RELAY, 2NO+2NC, AC 48V, 50/60 HZ, SZ S00, SPRING-LOADED TERMINAL

product brand name		SIRIUS
Product designation		contactor relay

#### General technical data:

<b>Insulation voltage</b>		
<ul style="list-style-type: none"> <li>with degree of pollution 3 Rated value</li> </ul>	V	690
<b>Degree of pollution</b>		3
<b>Surge voltage resistance Rated value</b>	kV	6
<b>Mechanical service life (switching cycles)</b>		
<ul style="list-style-type: none"> <li>of the contactor typical</li> </ul>		30 000 000
<ul style="list-style-type: none"> <li>of the contactor with added electronics-compatible auxiliary switch block typical</li> </ul>		5 000 000
<ul style="list-style-type: none"> <li>of the contactor with added auxiliary switch block typical</li> </ul>		10 000 000
<b>Protection class IP</b>		
<ul style="list-style-type: none"> <li>on the front</li> </ul>		IP20
<b>Equipment marking</b>		
<ul style="list-style-type: none"> <li>acc. to DIN EN 61346-2</li> </ul>		K
<ul style="list-style-type: none"> <li>acc. to DIN EN 81346-2</li> </ul>		K

#### Control circuit/ Control:

<b>Type of voltage of the control supply voltage</b>		AC
<b>Control supply voltage with AC</b>		
<ul style="list-style-type: none"> <li>at 50 Hz Rated value</li> </ul>	V	48
<ul style="list-style-type: none"> <li>at 60 Hz Rated value</li> </ul>	V	48
<ul style="list-style-type: none"> <li>Rated value</li> </ul>	Hz	50
<b>Control supply voltage frequency 2 Rated value</b>	Hz	60

<b>Operating range factor control supply voltage rated value of the magnet coil with AC</b>		
<ul style="list-style-type: none"> <li>• at 50 Hz</li> <li>• at 60 Hz</li> </ul>		0.8 ... 1.1 0.85 ... 1.1
<b>Apparent pick-up power of the magnet coil with AC</b>	V·A	37
<b>Apparent holding power of the magnet coil with AC</b>	V·A	5.7
<b>Inductive power factor</b>		
<ul style="list-style-type: none"> <li>• with closing power of the coil</li> <li>• with the holding power of the coil</li> </ul>		0.8 0.25

#### Auxiliary circuit:

<b>Number of NC contacts</b>		
<ul style="list-style-type: none"> <li>• for auxiliary contacts</li> <li>— instantaneous contact</li> </ul>		2 2
<b>Number of NO contacts</b>		
<ul style="list-style-type: none"> <li>• for auxiliary contacts</li> <li>— instantaneous contact</li> </ul>		2 2
<b>Product expansion Auxiliary switch</b>		Yes
<b>Identification number and letter for switching elements</b>		22 E
<b>Operating current at AC-15</b>		
<ul style="list-style-type: none"> <li>• at 230 V Rated value</li> <li>• at 400 V Rated value</li> <li>• at 690 V Rated value</li> </ul>	A A A	10 3 1
<b>Design of the miniature circuit breaker</b>		
<ul style="list-style-type: none"> <li>• for short-circuit protection of the auxiliary circuit up to 230 V</li> </ul>		C characteristic: 6 A; 0.4 kA
<b>Contact reliability of the auxiliary contacts</b>		1 faulty switching per 100 million (17 V, 1 mA)

#### UL/CSA ratings:

<b>Contact rating of the auxiliary contacts acc. to UL</b>		A600 / Q600
--	--	-------------

#### Short-circuit:

<b>Design of the fuse link</b>		
<ul style="list-style-type: none"> <li>• for short-circuit protection of the auxiliary switch required</li> </ul>		fuse gL/gG: 10 A

#### Installation/ mounting/ dimensions:

<b>mounting position</b>		+/-180° rotation possible on vertical mounting surface; can be tilted forward and backward by +/- 22.5° on vertical mounting surface
<b>Mounting type</b>		screw and snap-on mounting onto 35 mm standard mounting rail
<b>Height</b>	mm	70
<b>Width</b>	mm	45
<b>Depth</b>	mm	73

<b>Required spacing</b>		
<ul style="list-style-type: none"> <li>• for grounded parts <ul style="list-style-type: none"> <li>— at the side</li> </ul> </li> <li>• for live parts <ul style="list-style-type: none"> <li>— at the side</li> </ul> </li> </ul>	mm	6
	mm	6

#### Connections/ Terminals:

<b>Type of electrical connection</b>		spring-loaded terminals
<ul style="list-style-type: none"> <li>• for auxiliary and control current circuit</li> </ul>		
<b>Type of connectable conductor cross-section</b>		
<ul style="list-style-type: none"> <li>• for auxiliary contacts <ul style="list-style-type: none"> <li>— single or multi-stranded</li> <li>— finely stranded with core end processing</li> <li>— finely stranded without core end processing</li> </ul> </li> <li>• for AWG conductors for auxiliary contacts</li> </ul>		2x (0,5 ... 4 mm <sup>2</sup> ) 2x (0.5 ... 2.5 mm <sup>2</sup> ) 2x (0.5 ... 2.5 mm <sup>2</sup> )  2x (20 ... 12)

#### Safety related data:

<b>B10 value with high demand rate acc. to SN 31920</b>		1 000 000
<ul style="list-style-type: none"> <li>• Note</li> </ul>		With 0.3 x I <sub>e</sub>
<b>Proportion of dangerous failures</b>		
<ul style="list-style-type: none"> <li>• with low demand rate acc. to SN 31920</li> <li>• with high demand rate acc. to SN 31920</li> </ul>	%	40 73
<b>Failure rate [FIT] with low demand rate acc. to SN 31920</b>	FIT	100
<b>T1 value for proof test interval or service life acc. to IEC 61508</b>	y	20
<b>Protection against electrical shock</b>		finger-safe

#### Mechanical data:

<b>Size of contactor</b>		S00
--------------------------	--	-----

#### Ambient conditions:

<b>Installation altitude at height above sea level maximum</b>	m	2 000
<b>Ambient temperature</b>		
<ul style="list-style-type: none"> <li>• during operation</li> <li>• during storage</li> </ul>	°C	-25 ... +60 -55 ... +80

#### Certificates/ approvals:

General Product Approval	Functional Safety/Safety of Machinery	Declaration of Conformity
--------------------------	---------------------------------------	---------------------------



[Type Examination](#)



Test Certificates	Shipping Approval
-------------------	-------------------

[Special Test Certificate](#)

[Type Test Certificates/Test Report](#)



Shipping Approval	other
-------------------	-------



[Environmental Confirmations](#)



### Further information

**Information- and Downloadcenter (Catalogs, Brochures,...)**

<http://www.siemens.com/industrial-controls/catalogs>

**Industry Mall (Online ordering system)**

<http://www.siemens.com/industrymall>

**Cax online generator**

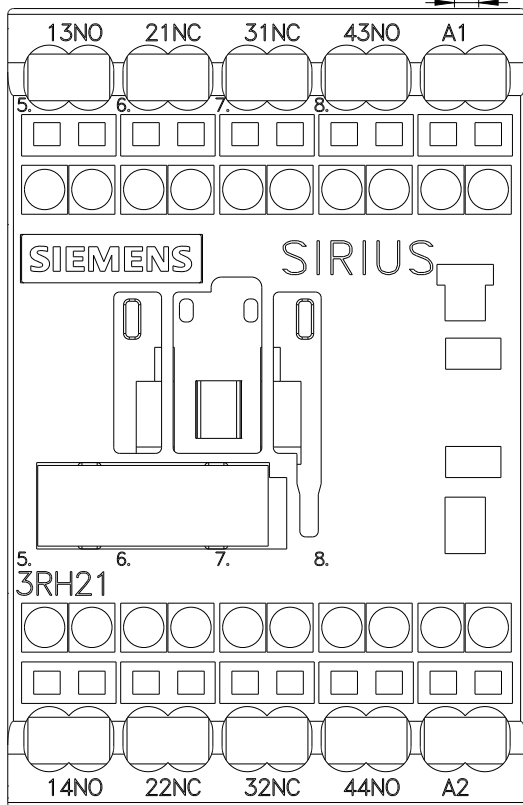
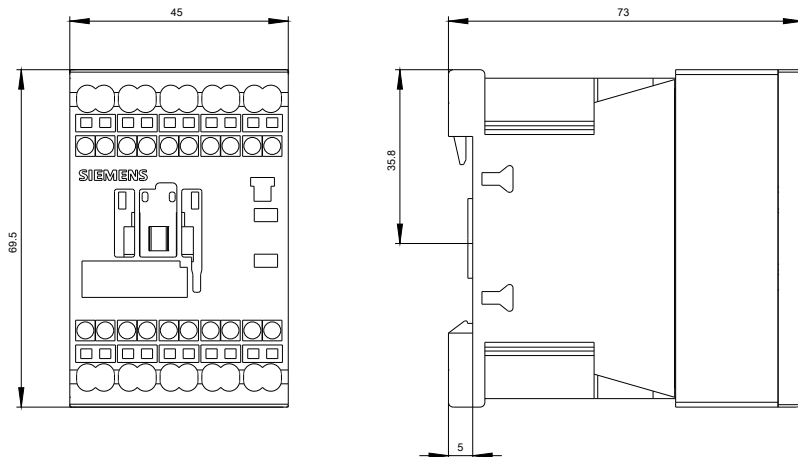
<http://support.automation.siemens.com/WW/CAXorder/default.aspx?lang=en&mfb=3RH21222AH00>

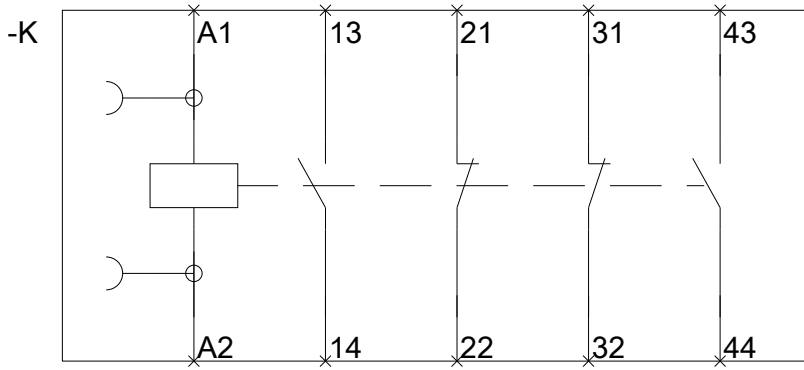
**Service&Support (Manuals, Certificates, Characteristics, FAQs,...)**

<http://support.automation.siemens.com/WW/view/en/3RH21222AH00/all>

**Image database (product images, 2D dimension drawings, 3D models, device circuit diagrams, EPLAN macros, ...)**

[http://www.automation.siemens.com/bilddb/cax\\_de.aspx?mfb=3RH21222AH00&lang=en](http://www.automation.siemens.com/bilddb/cax_de.aspx?mfb=3RH21222AH00&lang=en)





last modified:

11.03.2015