



SAFETY POSITION SWITCHES WITH SOLENOID INTERLOCKING LOCKING FORCE 1300N, 5 DIRECTIONS OF APPROACH PLASTIC ENCLOSURE, M12 CONNECT. ASISAFE INTEGRATED CH1 AND CH2=ACTUATOR 2NC, SPRING-ACTUATED LOCK, AUXIL. RELEASE ON FRONT MAGNET VOLTAGE 24 V DC/AC, MONITORING ACTUATOR 2NC/1NO, MONITORING MAGNET 2NC/1NO, THE MATCHING SEPARATE ACTUATOR 3SE5000-0AV0. IS TO BE ORDERED SEPARATELY

Product designation		position switch with tumbler
Design of the product		with separate actuator and with tumbler
Manufacturer article number		
<ul style="list-style-type: none"> of the optional actuators 		3SE5000-0AV01 standard actuator, 3SE5000-0AV02 actuator with vertical mounting, 3SE5000-0AV03 actuator with transverse mounting, 3SE5000-0AV04 radius actuator left, 3SE5000-0AV05 universal actuator, 3SE5000-0AV06 radius actuator right, 3SE5000-0AV07 heavy duty actuator

General technical data:		
Product function		
<ul style="list-style-type: none"> positive opening 		Yes
Insulation voltage		
<ul style="list-style-type: none"> Rated value 	V	30
Degree of pollution		class 3
Shock resistance		30g / 11 ms
Vibration resistance		0.35 mm / 5g
Surge voltage resistance Rated value	kV	0.8
Mechanical service life (switching cycles)		
<ul style="list-style-type: none"> typical 		1 000 000
Material of the enclosure of the switch head		plastic
Protection class IP		IP66/IP67
Equipment marking		
<ul style="list-style-type: none"> acc. to DIN EN 61346-2 acc. to DIN EN 81346-2 		B B
Locking force	N	1 300

• acc. to BG-GS-ET 19	N	1 000
Repeat accuracy	mm	0.1
Minimum actuating force in activation direction	N	30

Enclosure:

Design of the housing		special design
Material of the enclosure		plastic
Design of the housing acc. to standard		No

Drive Head:

Design of the operating mechanism		5 directions of approach
Design of the switching function		positive opening
Number of actuation directions		5

Connections/ Terminals:

Type of electrical connection		M12 plug, fixed
--------------------------------------	--	-----------------

Mechanical data:

Design of plug-in connection		M12 plug, 4-pole: Pin 1 = ASI+ , Pin 2 = not assigned, Pin 3= ASI-, Pin 4 = not assigned
Locking mechanism design		spring-actuated lock (closed-circuit principle) with auxiliary release

Communication/ Protocol:

Design of the interface		M12 plug, fixed
--------------------------------	--	-----------------

Ambient conditions:

Ambient temperature		
• during operation	°C	-25 ... +60
• during storage	°C	-40 ... +80





Supply voltage:

Supply voltage of the magnet coil	V	24
--	---	----

Installation/ mounting/ dimensions:

mounting position		any
Mounting type		screw fixing

Certificates/ approvals:

General Product Approval	Declaration of Conformity	Test Certificates	other
 CSA	 UL	 EAC	 EG-Konf.
		Special Test Certificate	other

Further information

Information- and Downloadcenter (Catalogs, Brochures,...)

<http://www.siemens.com/industrial-controls/catalogs>

Industry Mall (Online ordering system)

<http://www.siemens.com/industrymall>

Cax online generator

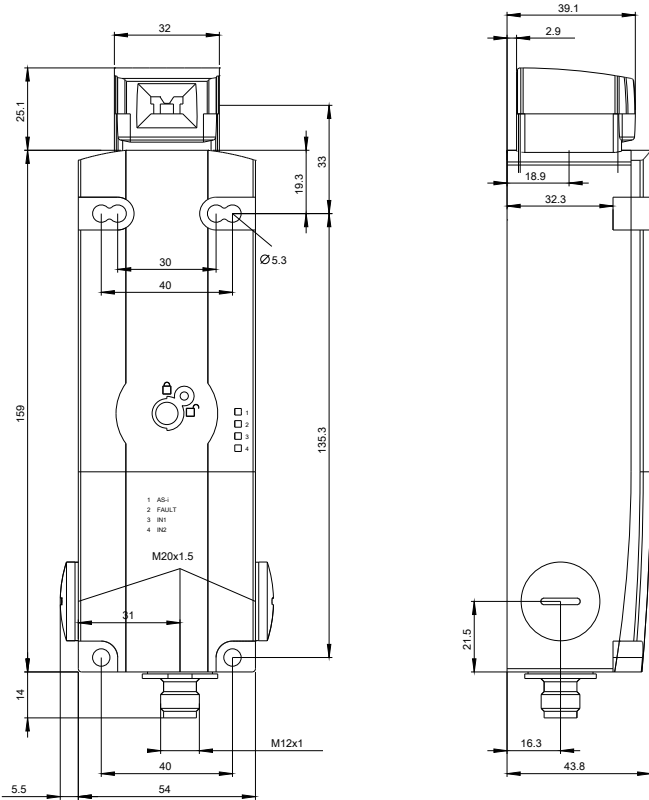
<http://support.automation.siemens.com/WW/CAXorder/default.aspx?lang=en&mfb=3SF13241SD211BA3>

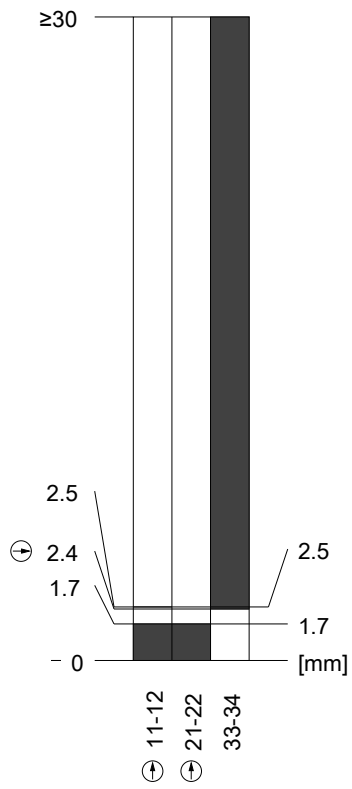
Service&Support (Manuals, Certificates, Characteristics, FAQs,...)

<http://support.automation.siemens.com/WW/view/en/3SF13241SD211BA3/all>

Image database (product images, 2D dimension drawings, 3D models, device circuit diagrams, EPLAN macros, ...)

http://www.automation.siemens.com/bilddb/cax_de.aspx?mfb=3SF13241SD211BA3&lang=en





last modified:

09.03.2015