

CONTACTOR, AC-3, 3KW/400V, 1NO, DC 24V, COM.  
CAPABILITY 3-POLE, SZ S00 SCREW TERMINAL



product brand name		SIRIUS
Product designation		3RT2 contactor

General technical data:

<b>Insulation voltage</b>		
<ul style="list-style-type: none"> <li>Rated value</li> </ul>	V	690
<b>Degree of pollution</b>		3
<b>Surge voltage resistance Rated value</b>	kV	6
<b>Mechanical service life (switching cycles)</b>		
<ul style="list-style-type: none"> <li>of the contactor typical</li> </ul>		30 000 000
<ul style="list-style-type: none"> <li>of the contactor with added electronics-compatible auxiliary switch block typical</li> </ul>		5 000 000
<ul style="list-style-type: none"> <li>of the contactor with added auxiliary switch block typical</li> </ul>		10 000 000
<b>Thermal short-time current restricted to 10 s</b>	A	56
<b>Protection class IP</b>		
<ul style="list-style-type: none"> <li>on the front</li> </ul>		IP20
<ul style="list-style-type: none"> <li>of the terminal</li> </ul>		IP20
<b>Equipment marking</b>		
<ul style="list-style-type: none"> <li>acc. to DIN EN 61346-2</li> </ul>		Q
<ul style="list-style-type: none"> <li>acc. to DIN EN 81346-2</li> </ul>		Q

Main circuit:

<b>Number of poles for main current circuit</b>		3
<b>Number of NC contacts for main contacts</b>		0
<b>Number of NO contacts for main contacts</b>		3
<b>Operating voltage</b>		

• at AC-3 Rated value maximum	V	690
<b>Operating current</b>		
• at AC-1		
— at 400 V at ambient temperature 40 °C Rated value	A	18
— up to 690 V at ambient temperature 40 °C Rated value	A	18
— up to 690 V at ambient temperature 60 °C Rated value	A	16
• at AC-2 at 400 V Rated value	A	7
• at AC-3		
— at 400 V Rated value	A	7
— at 500 V Rated value	A	6
— at 690 V Rated value	A	4.9
• at AC-4 at 400 V Rated value	A	6.5
<b>Operating current with 1 current path</b>		
• at DC-1		
— at 24 V Rated value	A	15
— at 110 V Rated value	A	1.5
— at 220 V Rated value	A	0.6
— at 440 V Rated value	A	0.42
— at 600 V Rated value	A	0.42
• at DC-3 at DC-5		
— at 24 V Rated value	A	15
— at 110 V Rated value	A	0.1
<b>Operating current with 2 current paths in series</b>		
• at DC-1		
— at 24 V Rated value	A	15
— at 110 V Rated value	A	8.4
— at 220 V Rated value	A	1.2
— at 440 V Rated value	A	0.6
— at 600 V Rated value	A	0.5
• at DC-3 at DC-5		
— at 110 V Rated value	A	0.25
— at 24 V Rated value	A	15
<b>Operating current with 3 current paths in series</b>		
• at DC-1		
— at 24 V Rated value	A	15
— at 110 V Rated value	A	15
— at 220 V Rated value	A	15
— at 440 V Rated value	A	0.9
— at 600 V Rated value	A	0.7

<ul style="list-style-type: none"> <li>• at DC-3 at DC-5               <ul style="list-style-type: none"> <li>— at 110 V Rated value</li> <li>— at 220 V Rated value</li> <li>— at 24 V Rated value</li> <li>— at 440 V Rated value</li> <li>— at 600 V Rated value</li> </ul> </li> </ul>	A	15
	A	1.2
	A	15
	A	0.14
	A	0.14
<b>Operating power</b>		
<ul style="list-style-type: none"> <li>• at AC-1 at 400 V Rated value</li> <li>• at AC-2 at 400 V Rated value</li> <li>• at AC-4 at 400 V Rated value</li> </ul>	kW	11
	kW	3
	kW	3
<b>Operating power</b>		
<ul style="list-style-type: none"> <li>• at AC-1               <ul style="list-style-type: none"> <li>— at 230 V at 60 °C Rated value</li> <li>— at 230 V Rated value</li> <li>— at 400 V at 60 °C Rated value</li> <li>— at 690 V at 60 °C Rated value</li> <li>— at 690 V Rated value</li> </ul> </li> <li>• at AC-3               <ul style="list-style-type: none"> <li>— at 230 V Rated value</li> <li>— at 400 V Rated value</li> <li>— at 690 V Rated value</li> </ul> </li> </ul>	kW	6
	kW	6.3
	kW	10.5
	kW	18
	kW	19
	kW	1.5
	kW	3
	kW	4
<b>Operating power for <math>\geq 200000</math> operating cycles at AC-4</b>		
<ul style="list-style-type: none"> <li>• at 400 V Rated value</li> <li>• at 690 V Rated value</li> </ul>	kW	1.15
	kW	1.15
<b>Operating frequency</b>		
<ul style="list-style-type: none"> <li>• at AC-3 maximum</li> </ul>	1/h	750

#### Control circuit/ Control:

<b>Type of voltage of the control supply voltage</b>		DC
<b>Control supply voltage for DC</b>		
<ul style="list-style-type: none"> <li>• Rated value</li> </ul>	V	24
<b>Operating range factor control supply voltage rated value of the magnet coil for DC</b>		0.8 ... 1.1
<b>Closing power of the magnet coil for DC</b>	W	4
<b>Holding power of the magnet coil for DC</b>	W	4

#### Auxiliary circuit:

<b>Number of NC contacts</b>		
<ul style="list-style-type: none"> <li>• for auxiliary contacts               <ul style="list-style-type: none"> <li>— instantaneous contact</li> </ul> </li> </ul>		0
<b>Number of NO contacts</b>		
<ul style="list-style-type: none"> <li>• for auxiliary contacts</li> </ul>		

— instantaneous contact		1
<b>Product expansion Auxiliary switch</b>		Yes
<b>Operating current at AC-15</b>		
• at 230 V Rated value	A	10
• at 400 V Rated value	A	3
• at 690 V Rated value	A	1
<b>Operating current</b>		
• at DC-12 at 125 V Rated value	A	2
• at DC-12 at 220 V Rated value	A	1
• at DC-12 at 600 V Rated value	A	0.15
• at DC-13 at 125 V Rated value	A	0.9
• at DC-13 at 220 V Rated value	A	0.3
• at DC-13 at 600 V Rated value	A	0.1
<b>Operating current</b>		
• at DC-12		
— at 60 V Rated value	A	6
— at 110 V Rated value	A	3
• at DC-13		
— at 24 V Rated value	A	10
— at 60 V Rated value	A	2
— at 110 V Rated value	A	1
<b>Contact reliability of the auxiliary contacts</b>		1 faulty switching per 100 million (17 V, 1 mA)

#### UL/CSA ratings:

<b>Full-load current (FLA) for three-phase AC motor</b>		
• at 480 V Rated value	A	4.8
• at 600 V Rated value	A	6.1
<b>yielded mechanical performance [hp]</b>		
• for single-phase AC motor at 110/120 V Rated value	metric hp	0.25
• for single-phase AC motor at 230 V Rated value	metric hp	0.75
• for three-phase AC motor at 200/208 V Rated value	metric hp	1.5
• for three-phase AC motor at 220/230 V Rated value	metric hp	2
• for three-phase AC motor at 460/480 V Rated value	metric hp	3
• for three-phase AC motor at 575/600 V Rated value	metric hp	5
<b>Contact rating of the auxiliary contacts acc. to UL</b>		A600 / Q600

#### Short-circuit:

<b>Design of the fuse link</b>		
--------------------------------	--	--

- for short-circuit protection of the main circuit
  - with type of assignment 1 required
  - with type of assignment 2 required
- for short-circuit protection of the auxiliary switch required

gL/gG LV HRC 3NA, DIAZED 5SB, NEOZED 5SE:  
35 A

gL/gG LV HRC 3NA, DIAZED 5SB, NEOZED 5SE:  
20 A

fuse gL/gG: 10 A

#### Installation/ mounting/ dimensions:

<b>mounting position</b>		+/-180° rotation possible on vertical mounting surface; can be tilted forward and backward by +/- 22.5° on vertical mounting surface
<b>Mounting type</b>		screw and snap-on mounting onto 35 mm standard mounting rail according to DIN EN 50022
<ul style="list-style-type: none"> <li>• Side-by-side mounting</li> </ul>		Yes
<b>Height</b>	mm	57.5
<b>Width</b>	mm	45
<b>Depth</b>	mm	73
<b>Required spacing</b>		
<ul style="list-style-type: none"> <li>• with side-by-side mounting           <ul style="list-style-type: none"> <li>— forwards</li> <li>— Backwards</li> <li>— upwards</li> <li>— downwards</li> <li>— at the side</li> </ul> </li> <li>• for grounded parts           <ul style="list-style-type: none"> <li>— forwards</li> <li>— Backwards</li> <li>— upwards</li> <li>— at the side</li> <li>— downwards</li> </ul> </li> <li>• for live parts           <ul style="list-style-type: none"> <li>— forwards</li> <li>— Backwards</li> <li>— upwards</li> <li>— downwards</li> <li>— at the side</li> </ul> </li> </ul>	mm	0 0 0 0 0  0 0 0 6 0  0 0 0 0 6

#### Connections/ Terminals:

<b>Type of electrical connection</b>		
<ul style="list-style-type: none"> <li>• for main current circuit</li> <li>• for auxiliary and control current circuit</li> </ul>		screw-type terminals screw-type terminals
<b>Type of connectable conductor cross-section</b>		
<ul style="list-style-type: none"> <li>• for main contacts</li> </ul>		

- single or multi-stranded
- finely stranded with core end processing
- for AWG conductors for main contacts
- for auxiliary contacts
  - single or multi-stranded
  - finely stranded with core end processing
- for AWG conductors for auxiliary contacts

	2x (0,5 ... 1,5 mm <sup>2</sup> ), 2x (0,75 ... 2,5 mm <sup>2</sup> ), 2x 4 mm <sup>2</sup>
	2x (0.5 ... 1.5 mm <sup>2</sup> ), 2x (0.75 ... 2.5 mm <sup>2</sup> )
	2x (20 ... 16), 2x (18 ... 14), 2x 12
	2x (0,5 ... 1,5 mm <sup>2</sup> ), 2x (0,75 ... 2,5 mm <sup>2</sup> ), 2x 4 mm <sup>2</sup>
	2x (0.5 ... 1.5 mm <sup>2</sup> ), 2x (0.75 ... 2.5 mm <sup>2</sup> )
	2x (20 ... 16), 2x (18 ... 14), 2x 12

#### Safety related data:

<b>B10 value with high demand rate acc. to SN 31920</b>		1 000 000
<b>Proportion of dangerous failures</b>		
• with low demand rate acc. to SN 31920	%	40
• with high demand rate acc. to SN 31920	%	73
<b>Failure rate [FIT] with low demand rate acc. to SN 31920</b>	FIT	100
<b>Product function Mirror contact acc. to IEC 60947-4-1</b>		Yes
• Note		with 3RH29
<b>T1 value for proof test interval or service life acc. to IEC 61508</b>	y	20
<b>Protection against electrical shock</b>		finger-safe

#### Mechanical data:

<b>Size of contactor</b>		S00
--------------------------	--	-----

#### Ambient conditions:

<b>Installation altitude at height above sea level maximum</b>	m	2 000
<b>Ambient temperature</b>		
• during operation	°C	-25 ... +60
• during storage	°C	-55 ... +80

#### Certificates/ approvals:

General Product Approval	Functional Safety/Safety of Machinery	Declaration of Conformity
--------------------------	---------------------------------------	---------------------------



[Type Examination](#)



Test Certificates	Shipping Approval
-------------------	-------------------

[Special Test Certificate](#)

[Type Test Certificates/Test Report](#)

[other](#)



Shipping Approval	other
-------------------	-------



[Confirmation](#)

other
-------

[Environmental Confirmations](#)



### Further information

**Information- and Downloadcenter (Catalogs, Brochures,...)**

<http://www.siemens.com/industrial-controls/catalogs>

**Industry Mall (Online ordering system)**

<http://www.siemens.com/industrymall>

**Cax online generator**

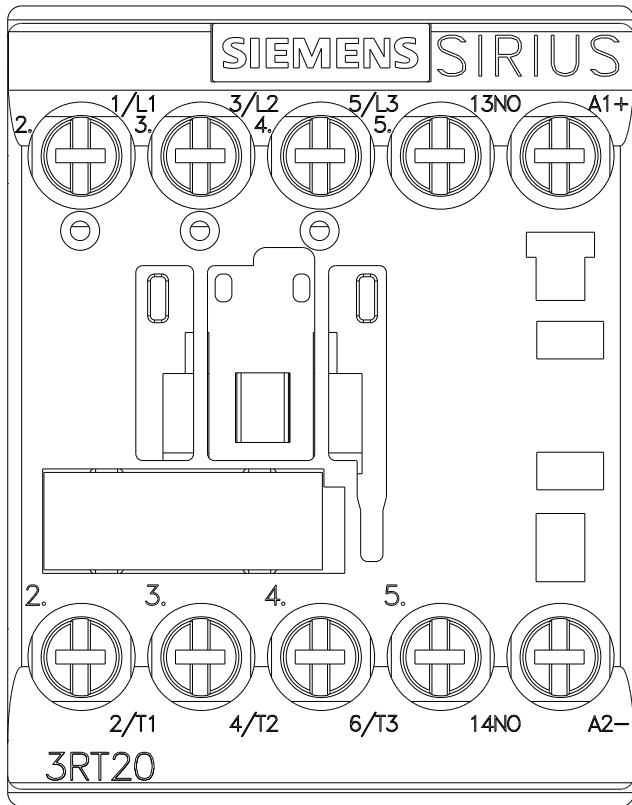
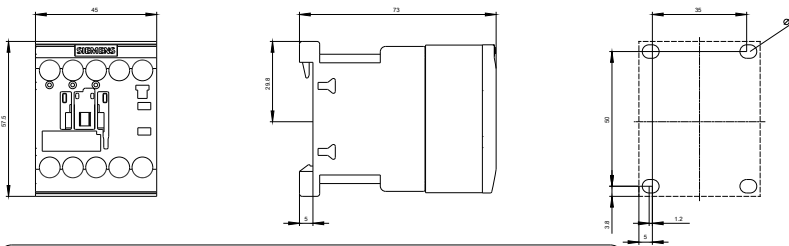
<http://support.automation.siemens.com/WW/CAXorder/default.aspx?lang=en&mfb=3RT20151BB410CC0>

**Service&Support (Manuals, Certificates, Characteristics, FAQs,...)**

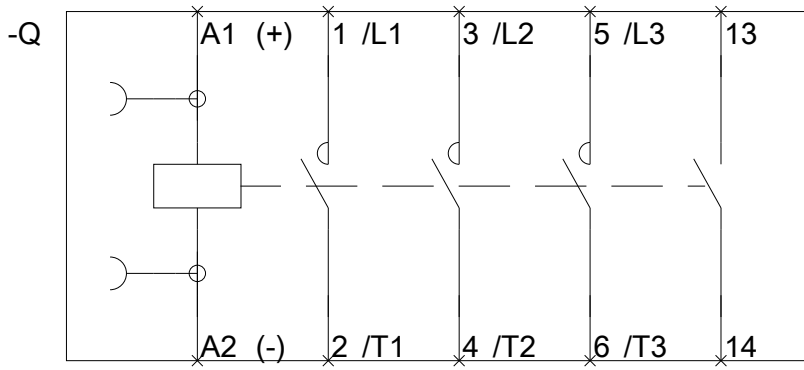
<http://support.automation.siemens.com/WW/view/en/3RT20151BB410CC0/all>

**Image database (product images, 2D dimension drawings, 3D models, device circuit diagrams, EPLAN macros, ...)**

[http://www.automation.siemens.com/bilddb/cax\\_de.aspx?mfb=3RT20151BB410CC0&lang=en](http://www.automation.siemens.com/bilddb/cax_de.aspx?mfb=3RT20151BB410CC0&lang=en)







last modified:

11.03.2015