

# Retro-Reflex Sensor for Clear Glass Recognition

## OKI403C0203

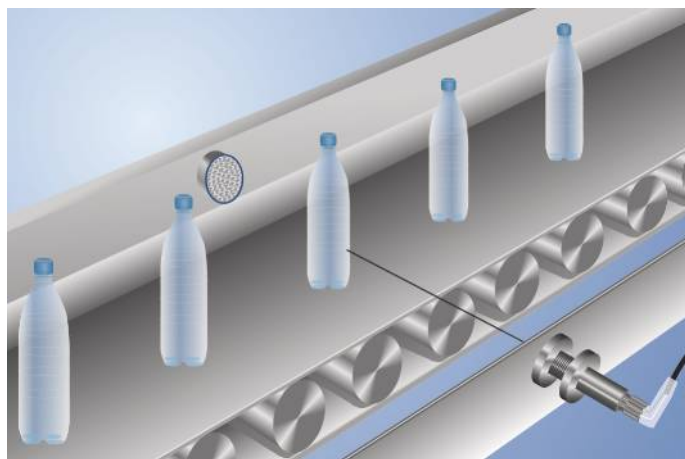
Part Number

InoxSens



- External teach-in
- Hygienic design makes it easy to clean
- Made with food safe materials that are FDA approved
- Waterproof (IP68/IP69K)

InoxSens is the hygiene series from wenglor. The innovative design of InoxSens sensors allows contamination and cleaning agents to flow off by themselves. A variety of components form a complete system which integrates seamlessly into the machine. The laser welded stainless steel housing made of V4A (1.4404/316L) is corrosion-free and resistant to cleaning agents. Gap-free mounting with InoxLock and the captive optics further contribute to these sensors' optimal suitability for cleaning-heavy environments. The configuration of the InoxSens sensors are made through external teach-in.



### Technical Data

Optical Data	
Range	4000 mm
Reference Reflector/Reflector Foil	RQ100BA
Clear Glass Recognition	yes
Switching Hysteresis	< 5 %
Light Source	Red Light
Polarization Filter	yes
Service Life (T = +25 °C)	100000 h
Max. Ambient Light	10000 Lux
Opening Angle	3 °
Single-Lens Optic	yes

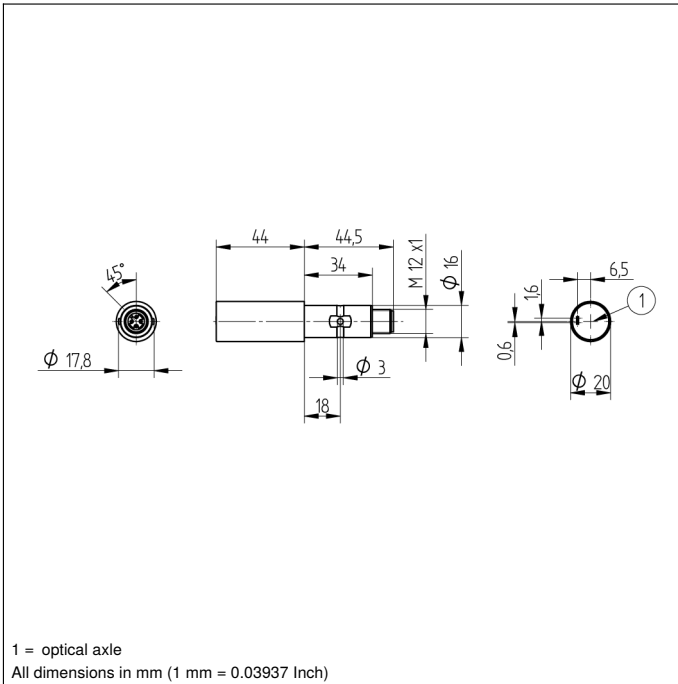
Electrical Data	
Supply Voltage	10...30 V DC
Current Consumption (U <sub>b</sub> = 24 V)	< 40 mA
Switching Frequency	1600 Hz
Response Time	313 μs
On-/Off-Delay (RS-232)	0...5 s
Temperature Drift	< 5 %
Temperature Range	-10...60 °C
Switching Output Voltage Drop	< 2,5 V
PNP Switching Output/Switching Current	200 mA
Residual Current Switching Output	< 50 μA
Short Circuit Protection	yes
Reverse Polarity Protection	yes
Overload Protection	yes
Lockable	yes
Teach Mode	NT, MT, XT
Protection Class	III

Mechanical Data	
Setting Method	Teach-In
Housing Material	Stainless Steel 316L
Degree of Protection	IP68/IP69K
Connection	M12 × 1; 4-pin
Optic Cover	Glass

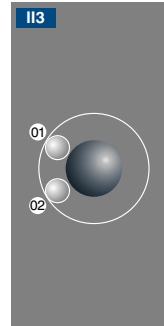
PNP NO/NC switchable	●
RS-232 with Adapterbox	●
Connection Diagram No.	152
Control Panel No.	113
Suitable Connection Equipment No.	2
Suitable Mounting Technology No.	140   490

### Complementary Products

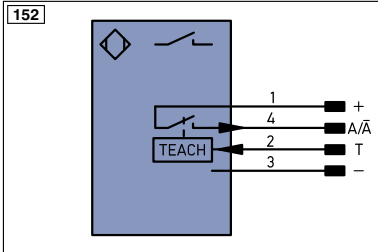
Adapterbox A232
PNP-NPN Converter BG2V1P-N-2M
Reflector in Stainless Steel Protective Housing
Reflector, Reflector Foil
Software



### Optic



01 = Switching Status Indicator  
 02 = Contamination Warning



Legend			
+	Supply Voltage +	PT	Platinum measuring resistor
-	Supply Voltage 0 V	nc	not connected
~	Supply Voltage (AC Voltage)	U	Test Input
A	Switching Output (NO)	Ū	Test Input inverted
Ā	Switching Output (NC)	W	Trigger Input
V	Contamination/Error Output (NO)	W-	Ground for the Trigger Input
Ū	Contamination/Error Output (NC)	O	Analog Output
E	Input (analog or digital)	O-	Ground for the Analog Output
T	Teach Input	BZ	Block Discharge
Z	Time Delay (activation)	AWV	Valve Output
S	Shielding	a	Valve Control Output +
RxD	Interface Receive Path	b	Valve Control Output 0 V
TxD	Interface Send Path	SY	Synchronization
RDY	Ready	SY-	Ground for the Synchronization
GND	Ground	E+	Receiver-Line
CL	Clock	S+	Emitter-Line
E/A	Output/Input programmable	±	Grounding
	IO-Link	SnR	Switching Distance Reduction
PoE	Power over Ethernet	Rx+/-	Ethernet Receive Path
IN	Safety Input	Tx+/-	Ethernet Send Path
OSSD	Safety Output	Bus	Interfaces-Bus A(+)/B(-)
Signal	Signal Output	La	Emitted Light disengageable
Bl..D+/-	Ethernet Gigabit bidirect. data line (A-D)	Mag	Magnet activation
EN0..5422	Encoder 0-pulse 0-0 (TTL)	RES	Input confirmation
		EDM	Contactur Monitoring
		EN0..5422	Encoder A/Ā (TTL)
		EN0..5422	Encoder B/B̄ (TTL)
		ENa	Encoder A
		ENb	Encoder B
		AMIN	Digital output MIN
		AMAX	Digital output MAX
		AOK	Digital output OK
		SY in	Synchronization In
		SY OUT	Synchronization OUT
		OLt	Brightness output
		M	Maintenance reserved
		rsv	reserved
			Wire Colors according to DIN IEC 757
		BK	Black
		BN	Brown
		RD	Red
		OG	Orange
		YE	Yellow
		GN	Green
		BU	Blue
		VT	Violet
		GY	Grey
		WH	White
		PK	Pink
		GNVE	Green/Yellow

### Feasible reflector distance

Reflector type, mounting distance

RQ100BA	0...4 m	RE6210BM	0...0,7 m
RE18040BA	0...2,5 m	RR25_M	0...1 m
RQ84BA	0...3,5 m	RR25KP	0...0,55 m
RR84BA	0...4 m	RR21_M	0...0,9 m
RE9538BA	0...1,5 m	ZRAE02B01	0...1,6 m
RE6151BM	0...3,4 m	ZRDS01R01	0...0,7 m
RR50_A	0...2,6 m	ZRME01B01	0...0,4 m
RE6040BA	0...3,2 m	ZRME03B01	0...1,6 m
RE8222BA	0...1,9 m	ZRMR02K01	0...0,5 m
RR34_M	0...1,6 m	ZRMS02_01	0...0,7 m
RE3220BM	0...0,8 m	Z90R001	0...0,7 m

