

SS 7mm height Series

- Endurance : 105°C 1000 hours , 7.0mm height
- For Portable Micro Computer , Disk Driver , Small Calculator and Audio equipment...etc
- For detail specifications , please refer to Engineering Bulletin No. 2039



Specifications

Item	Characteristics																								
Category Temperature Range	-40 ~ +105°C																								
Rated Voltage Range	6.3 ~ 63V																								
Rated Capacitance Range	0.1 ~ 470μF																								
Capacitance Tolerance	± 20 % at 120Hz , 25°C																								
Leakage Current (MAX)	I=0.01CV or 3(μA) , whichever is greater. (After 2 minutes application of rated voltage at 25°C)																								
Dissipation Factor (MAX)	Measurement frequency : 120Hz , Temperature : 25°C																								
	<table border="1"> <tr> <td>Rated voltage (V)</td> <td>6.3</td> <td>10</td> <td>16</td> <td>25</td> <td>35</td> <td>50</td> <td>63</td> </tr> <tr> <td>D.F (%)</td> <td>24</td> <td>20</td> <td>17</td> <td>15</td> <td>12</td> <td>10</td> <td>8</td> </tr> </table>	Rated voltage (V)	6.3	10	16	25	35	50	63	D.F (%)	24	20	17	15	12	10	8								
Rated voltage (V)	6.3	10	16	25	35	50	63																		
D.F (%)	24	20	17	15	12	10	8																		
Low Temperature Stability Impedance Ratio (MAX)	Measurement frequency : 120Hz																								
	<table border="1"> <tr> <td>Rated voltage (V)</td> <td>6.3</td> <td>10</td> <td>16</td> <td>25</td> <td>35</td> <td>50</td> <td>63</td> </tr> <tr> <td>Z-25°C / Z+20°C</td> <td>4</td> <td>3</td> <td>2</td> <td>2</td> <td>2</td> <td>2</td> <td>2</td> </tr> <tr> <td>Z-40°C / Z+20°C</td> <td>8</td> <td>6</td> <td>4</td> <td>4</td> <td>3</td> <td>3</td> <td>3</td> </tr> </table>	Rated voltage (V)	6.3	10	16	25	35	50	63	Z-25°C / Z+20°C	4	3	2	2	2	2	2	Z-40°C / Z+20°C	8	6	4	4	3	3	3
	Rated voltage (V)	6.3	10	16	25	35	50	63																	
Z-25°C / Z+20°C	4	3	2	2	2	2	2																		
Z-40°C / Z+20°C	8	6	4	4	3	3	3																		
<table border="1"> <tr> <td>Capacitance Change</td> <td>Within ± 20 % of initial value</td> </tr> <tr> <td>Dissipation Factor</td> <td>200% or less of initial specified value</td> </tr> <tr> <td>Leakage Current</td> <td>initial specified value or less</td> </tr> </table>	Capacitance Change	Within ± 20 % of initial value	Dissipation Factor	200% or less of initial specified value	Leakage Current	initial specified value or less																			
Capacitance Change	Within ± 20 % of initial value																								
Dissipation Factor	200% or less of initial specified value																								
Leakage Current	initial specified value or less																								
Shelf Life	After leaving capacitors under no load at 105°C for 500 hours.																								
	<table border="1"> <tr> <td>Capacitance Change</td> <td>Within ± 20 % of initial value</td> </tr> <tr> <td>Dissipation Factor</td> <td>200% or less of initial specified value</td> </tr> <tr> <td>Leakage Current</td> <td>200% or less of initial specified value</td> </tr> </table>	Capacitance Change	Within ± 20 % of initial value	Dissipation Factor	200% or less of initial specified value	Leakage Current	200% or less of initial specified value																		
	Capacitance Change	Within ± 20 % of initial value																							
Dissipation Factor	200% or less of initial specified value																								
Leakage Current	200% or less of initial specified value																								
<table border="1"> <tr> <td>Capacitance Change</td> <td>Within ± 20 % of initial value</td> </tr> <tr> <td>Dissipation Factor</td> <td>200% or less of initial specified value</td> </tr> <tr> <td>Leakage Current</td> <td>200% or less of initial specified value</td> </tr> </table>	Capacitance Change	Within ± 20 % of initial value	Dissipation Factor	200% or less of initial specified value	Leakage Current	200% or less of initial specified value																			
Capacitance Change	Within ± 20 % of initial value																								
Dissipation Factor	200% or less of initial specified value																								
Leakage Current	200% or less of initial specified value																								
Marking	Printed with white color letter on black sleeve.																								

Multiplier for Ripple Current

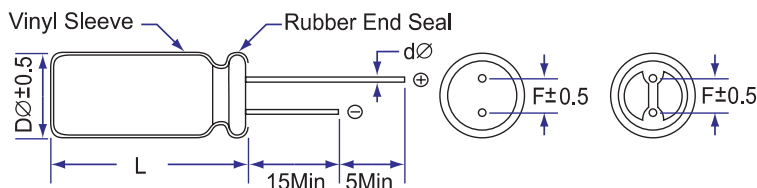
(1)Frequency coefficient

Frequency (Hz)	50	120	300	1K	10K
0.1~47 μF	0.75	1.00	1.20	1.30	1.50
100~330 μF	0.75	1.00	1.10	1.15	1.20

(2)Temperature coefficient

Temperature(°C)	65	85	105
Factor	1.70	1.30	1.00

Diagram of Dimensions



D∅	4.0	5.0	6.3	8.0
F	1.5	2.0	2.5	3.5
d∅	0.45			0.5

SS 7mm height
Series

■ Dimensions, Rated Ripple Current

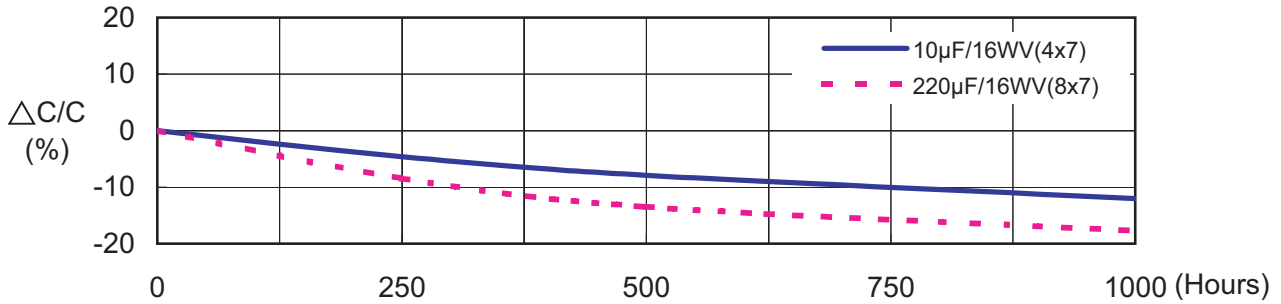
Capacitance (μF)	Rated (Surge) Voltage														
	6.3 (8)		10 (13)		16 (20)		25 (32)		35 (44)		50 (63)		50 (63)		
	Size	Ripple	Size	Ripple	Size	Ripple	Size	Ripple	Size	Ripple	Size	Ripple	Size	Ripple	
0.1												4x7	1	4x7	1
0.22												4x7	2	4x7	2
0.33												4x7	3	4x7	4
0.47												4x7	5	4x7	6
0.68												4x7	6		
1.0												4x7	10	4x7	13
2.2					4x7	7						4x7	19	4x7	21
3.3					4x7	13						4x7	24	4x7	26
4.7					4x7	19	4x7	24	4x7	24	4x7	29	4x7	26	
									5x7	24	5x7	31	6x7	33	
10					4x7	29	4x7	33	4x7	34	4x7	37	5x7	42	
							5x7	35	5x7	36	5x7	45	6x7	50	
							6x7	35			6x7	45			
22	4x7	37	4x7	31	4x7	36	4x7	43	5x7	48	6x7	65			
			5x7	38	5x7	44	5x7	51	6x7	57					
							6x7	53							
33	5x7	42	4x7	39	4x7	50	5x7	55	6x7	70					
			5x7	47	5x7	57	6x7	65							
47	4x7	46	4x7	50	5x7	75	5x7	67	6x7	81					
	5x7	55	5x7	60	6x7	77	6x7	79							
			6x7	60											
68					5x7	84									
100	5x7	75	5x7	85	5x7	94	6x7	120							
	6x7	90	6x7	100	6x7	110	8x7	120							
150					6x7	120									
220	6x7	130	6x7	135	8x7	140									
					8x9	140									
330	8x7	140			8x9	155									
470			8x9	165											

☆ Size: D \varnothing x L (mm) ☆ Ripple Current : mA/rms. 105 $^{\circ}$ C, 120Hz

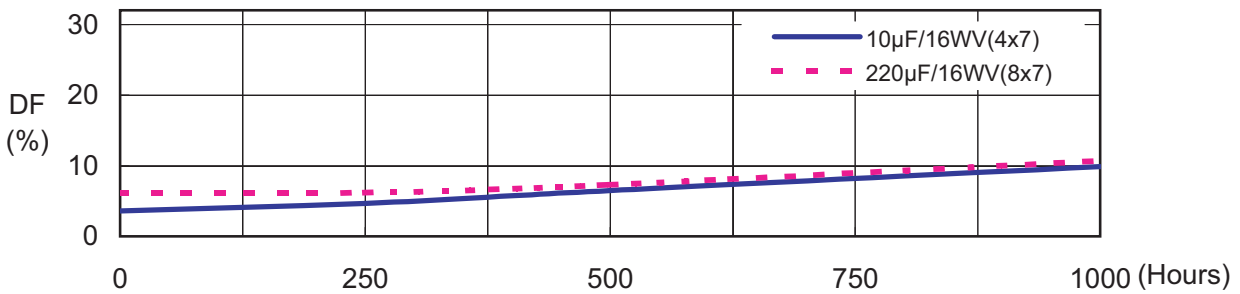
SS 7mm height Series

■ **Endurance**

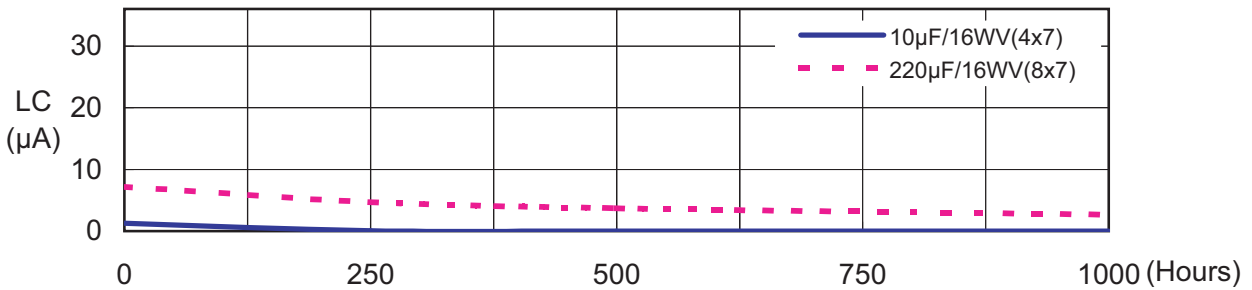
● **Capacitance Change**



● **Dissipation Factor Change**

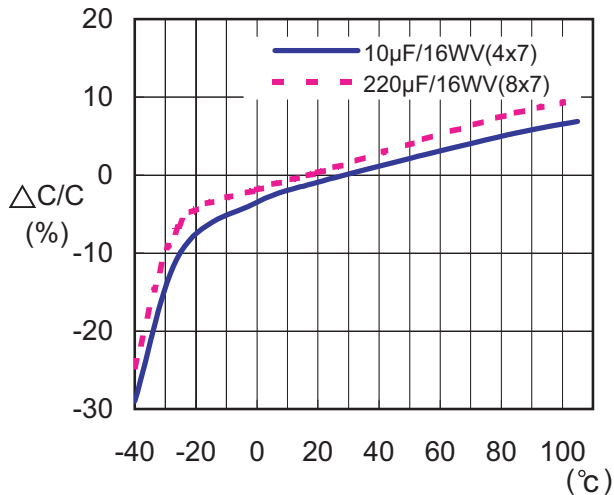


● **Leakage Current Change**



■ **Temperature Characteristics**

● **Capacitance Change**



● **Dissipation Factor Change**

