



SAFETY POSITION SWITCHES WITH SOLENOID INTERLOCKING LOCK. FORCE 2600N,5 APPR. DIR. METAL HOUSING,3X(M20X1.5) SPRING-LOCKED, EMERGENCY RELEASE ON REAR A. AUXILIARY RELEASE ON FRONT, MAGNET VOLTAGE 115V AC, MONITOR. OF ACTUATOR 2NC/1NO, MONITOR. OF MAGNET 2NC/1NO

Product designation		position switch with tumbler
Design of the product		with separate actuator and with tumbler
<b>Manufacturer article number</b>		
<ul style="list-style-type: none"> <li>• of the optional actuators</li> </ul>		3SE5000-0AV01 standard actuator, 3SE5000-0AV02 actuator with vertical mounting, 3SE5000-0AV03 actuator with transverse mounting, 3SE5000-0AV04 radius actuator left, 3SE5000-0AV05 universal actuator, 3SE5000-0AV06 radius actuator right, 3SE5000-0AV07 heavy duty actuator

General technical data:		
<b>Product function</b>		
<ul style="list-style-type: none"> <li>• positive opening</li> </ul>		Yes
<b>Insulation voltage</b>		
<ul style="list-style-type: none"> <li>• Rated value</li> </ul>	V	250
<b>Degree of pollution</b>		class 3
<b>Shock resistance</b>		30g / 11 ms
<b>Vibration resistance</b>		0.35 mm / 5g
<b>Surge voltage resistance Rated value</b>	kV	4
<b>Mechanical service life (switching cycles)</b>		
<ul style="list-style-type: none"> <li>• typical</li> </ul>		1 000 000
<b>Electrical endurance (switching cycles) with contactor 3RH11, 3RT1016, 3RT1017, 3RT1024, 3RT1025, 3RT1026 typical</b>		1 000 000
<b>Electrical operating cycles in one hour with contactor 3RH11, 3RT1016, 3RT1017, 3RT1024, 3RT1025, 3RT1026</b>		6 000
<b>Thermal current</b>	A	6

<b>Material of the enclosure of the switch head</b>		metal
<b>Protection class IP</b>		IP65/IP67
<b>Equipment marking</b>		
• acc. to DIN EN 61346-2		B
• acc. to DIN EN 81346-2		B
<b>Locking force</b>	N	2 600
• acc. to BG-GS-ET 19	N	2 000
<b>Repeat accuracy</b>	mm	0.05
Explosion protection category for dust		none
Explosion protection category for gas		none
Minimum actuating force in activation direction	N	30
<b>Operating current at AC-15</b>		
• at 230 V Rated value	A	1.5
<b>Operating current</b>		
• at DC-13 at 125 V Rated value	A	0.55
<b>Operating current</b>		
• at DC-13		
— at 24 V Rated value	A	3

#### Enclosure:

<b>Design of the housing</b>		special design
<b>Material of the enclosure</b>		metal
<b>Coating of the enclosure</b>		cathodic immersion coating
<b>Design of the housing acc. to standard</b>		No

#### Drive Head:

<b>Design of the operating mechanism</b>		5 directions of approach
<b>Design of the switching function</b>		positive opening
<b>Number of actuation directions</b>		5

#### Connections/ Terminals:

<b>Type of electrical connection</b>		screw-type terminals
<b>Type of connectable conductor cross-section</b>		
• solid		1x (0.5 ... 1.5 mm <sup>2</sup> ), 2x (0.5 ... 0.75 mm <sup>2</sup> )
• finely stranded with core end processing		1x (0.5 ... 1.5 mm <sup>2</sup> ), 2x (0.5 ... 0.75 mm <sup>2</sup> )
• finely stranded without core end processing		1x (0.5 ... 1.5 mm <sup>2</sup> ), 2x (0.5 ... 0.75 mm <sup>2</sup> )
• for AWG conductors		
— solid		1x (20 ... 16), 2x (20 ... 18)
— stranded		1x (20 ... 16), 2x (20 ... 18)

#### Mechanical data:

<b>Cable entry type</b>		3 x (M20 x 1.5)
-------------------------	--	-----------------

Locking mechanism design		spring-actuated lock (closed-circuit principle) with emergency release from the back and auxiliary release from the front and auxiliary release from the front
--------------------------	--	--

#### Communication/ Protocol:

Design of the interface		without
-------------------------	--	---------

#### Ambient conditions:

Ambient temperature		
• during operation	°C	-25 ... +60
• during storage	°C	-40 ... +80





#### Supply voltage:

Supply voltage of the magnet coil	V	115
-----------------------------------	---	-----

#### Installation/ mounting/ dimensions:

mounting position		any
Mounting type		screw fixing

#### Certificates/ approvals:

General Product Approval	Functional Safety/Safety of Machinery	Declaration of Conformity	Test Certificates
 CCC	 CSA	 EAC	 EG-Konf.
	<a href="#">Type Examination Certificate</a>		<a href="#">Special Test Certificate</a>

#### other

[Confirmation](#)

#### Further information

**Information- and Downloadcenter (Catalogs, Brochures,...)**

<http://www.siemens.com/industrial-controls/catalogs>

**Industry Mall (Online ordering system)**

<http://www.siemens.com/industrymall>

**Cax online generator**

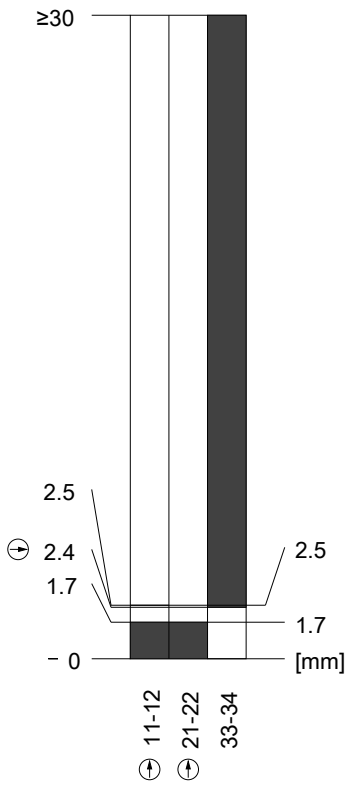
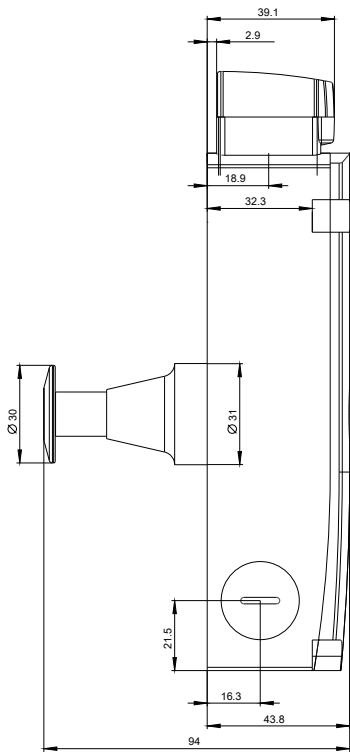
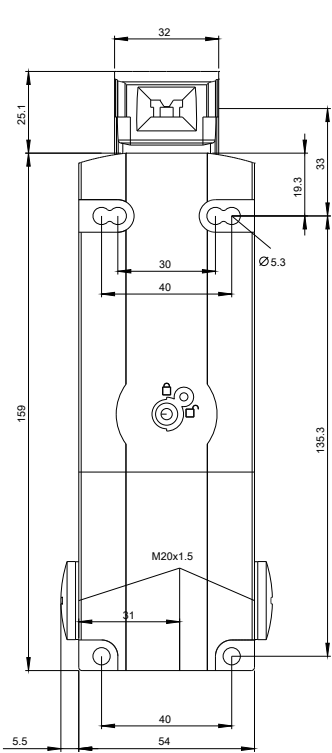
<http://support.automation.siemens.com/WW/CAXorder/default.aspx?lang=en&mlfb=3SE53120SJ12>

**Service&Support (Manuals, Certificates, Characteristics, FAQs,...)**

<http://support.automation.siemens.com/WW/view/en/3SE53120SJ12/all>

**Image database (product images, 2D dimension drawings, 3D models, device circuit diagrams, EPLAN macros, ...)**

[http://www.automation.siemens.com/bilddb/cax\\_de.aspx?mlfb=3SE53120SJ12&lang=en](http://www.automation.siemens.com/bilddb/cax_de.aspx?mlfb=3SE53120SJ12&lang=en)



last modified:

09.03.2015