

ACOUSTIC SIGN. DEVICE, COMP., 22MM, ROUND, PLASTIC, BLACK, CONTINUOUS TONE 2.4KHZ, IP40, SOUND PRESS. min. 95 db./10 cm, WITH HOLDER, OPERATING VOLT. 230V AC, SCREW TERMINAL



Figure similar

Product brand name	SIRIUS ACT
Product designation	Acoustic signaling device
Product type designation	3SU1
Manufacturer's article number	
• of the supplied holder	3SU1500-0AA10-0AA0
Enclosure	
Number of command points	1
Actuator	
Color	
• of the actuating element	black
Material of the actuating element	plastic
Shape of the actuating element	round
Outer diameter of the actuating element	29.5 mm
Front ring	
Product component front ring	No
Holder	

Material of the holder	Plastic
-------------------------------	---------

General technical data

Insulation voltage	
• rated value	320 V
Degree of pollution	3
Type of voltage	
• of the operating voltage	AC
Surge voltage resistance rated value	4 kV
Protection class IP	IP40
• of the terminal	IP20
Degree of protection NEMA rating	NEMA 1
Shock resistance	
• acc. to IEC 60068-2-27	Sinusoidal half-wave 50 g / 11 ms
• for railway applications acc. to DIN EN 61373	Category 1, Class B
Vibration resistance	
• acc. to IEC 60068-2-6	10 ... 500 Hz: 5g
• for railway applications acc. to DIN EN 61373	Category 1, Class B
Equipment marking	
• acc. to DIN EN 61346-2	P
• acc. to DIN EN 81346-2	P

Main circuit

Operating voltage	
• at AC	
— at 50 Hz rated value	230 ... 230 V
— at 60 Hz rated value	230 ... 230 V
Relative positive tolerance of the operating voltage	20 %
Relative negative tolerance of the operating voltage	20 %

Connections/Terminals

Type of electrical connection	screw-type terminals
Type of connectable conductor cross-sections	
• solid with core end processing	2x (0.5 ... 0.75 mm ²)
• solid without core end processing	2x (1.0 ... 1.5 mm ²)
• finely stranded with core end processing	2x (0.5 ... 1.5 mm ²)
• finely stranded without core end processing	2x (1,0 ... 1,5 mm ²)
• at AWG conductors	2x (18 ... 14)
Tightening torque of the screws in the bracket	1 ... 1.2 N·m
Tightening torque	
• with screw-type terminals	0.8 ... 1 N·m

Ambient conditions

Ambient temperature	
• during operation	-25 ... +70 °C

- during storage

-40 ... +80 °C





Environmental category during operation acc. to IEC 60721






3M6, 3S2, 3B2, 3K6 (with relative air humidity of 10 ... 95 %, no condensation in operation permitted for all devices behind front panel)

Installation/ mounting/ dimensions

Mounting type	front mounting
Height	40 mm
Width	30 mm
Shape of the installation opening	round
Mounting diameter	22.3 mm
Positive tolerance of installation diameter	0.4 mm
Mounting height	11.4 mm
Installation width	29.5 mm
Installation depth	49.6 mm

Certificates/approvals

General Product Approval	Declaration of Conformity	Test Certificates	Marine / Shipping
 CCC		 EG-Konf.	 ABS
		Declaration of the Compliance with the order	Special Test Certificate

Marine / Shipping	other
 LRS  PRS  RINA  RMRS  DNV-GL DNVGL.COM/AF	Confirmation

Further information

Information- and Downloadcenter (Catalogs, Brochures,...)

<http://www.siemens.com/industrial-controls/catalogs>

Industry Mall (Online ordering system)

<https://mall.industry.siemens.com/mall/en/en/Catalog/product?mlfb=3SU1200-6KF10-1AA0>

Cax online generator

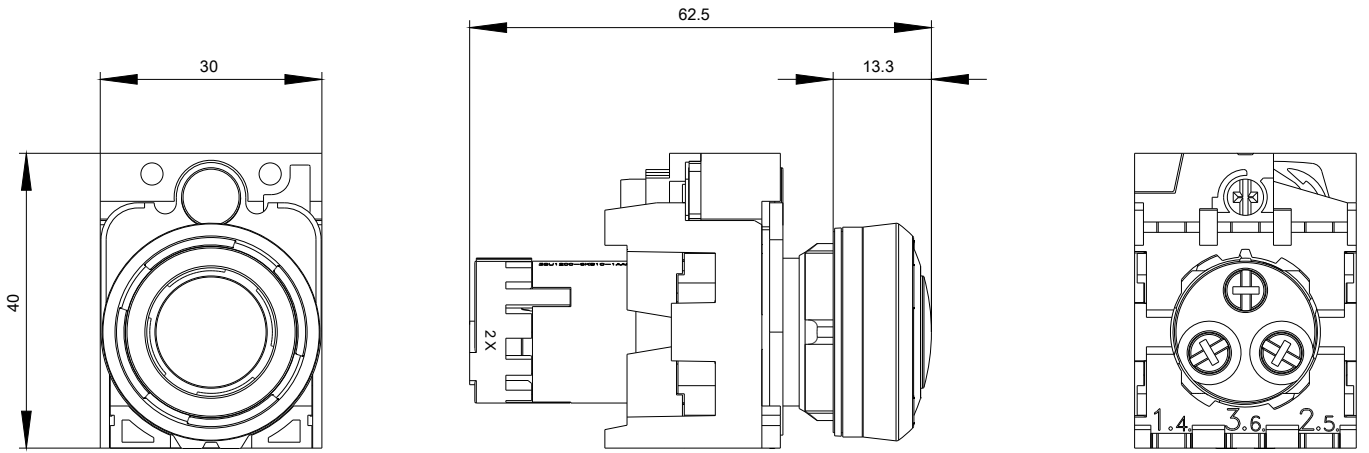
<http://support.automation.siemens.com/WW/CAXorder/default.aspx?lang=en&mlfb=3SU1200-6KF10-1AA0>

Service&Support (Manuals, Certificates, Characteristics, FAQs,...)

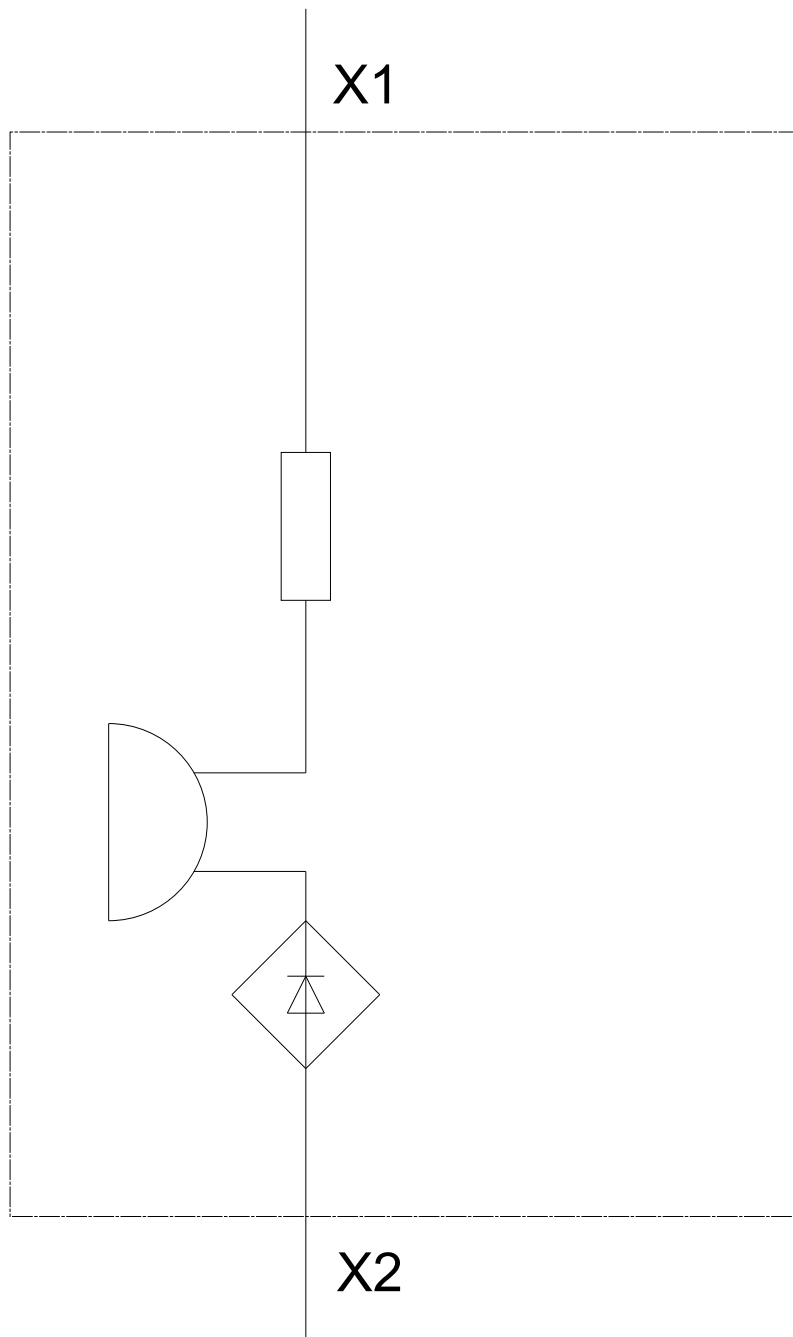
<https://support.industry.siemens.com/cs/ww/en/ps/3SU1200-6KF10-1AA0>

Image database (product images, 2D dimension drawings, 3D models, device circuit diagrams, EPLAN macros, ...)

http://www.automation.siemens.com/bilddb/cax_de.aspx?mlfb=3SU1200-6KF10-1AA0&lang=en



-P
230 V AC



last modified:

09/25/2017