

Spezifikation für Freigabe / specification for release

Kunde / customer : _____

Artikelnummer / part number : **744760310C**

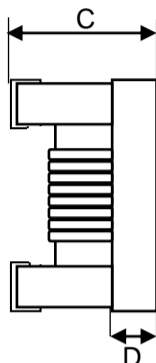
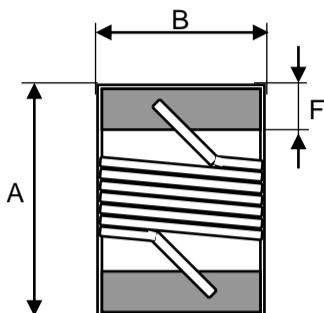
LF



Bezeichnung : **Keramik-SMD-Induktivität WE-KI**
 description : **Ceramic-SMD-Inductor WE-KI**

DATUM / DATE : 2011-07-11

A Mechanische Abmessungen / dimensions:

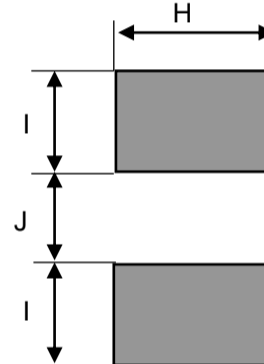


		Größe / size 0805C	
A	2,28±0,2	mm	
B	1,70±0,2	mm	
C	1,28±0,2	mm	
D	0,50 ref	mm	
F	0,51 ref	mm	
H	1,78 ref	mm	
I	1,02 ref	mm	
J	0,76 ref	mm	

B Elektrische Eigenschaften / electrical properties:

Eigenschaften / properties	Testbedingungen / test conditions		Wert / value	Einheit / unit	tol.
Induktivität / inductance	25 MHz	L	1000	nH	±5%
Güte Q / Q factor	50 MHz	Q	23		min.
DC-Widerstand / DC-resistance		R _{DC}	4,20	Ω	max.
Nennstrom / rated current	ΔT = 15 K	I _{DC}	150	mA	max.
Eigenres.-Frequenz / self-res.-frequency		SRF	285	MHz	min.

C Lötpad / soldering spec.:



D Prüfgeräte / test equipment:

Agilent 4287A +HP 16193A für/for L und/and Q
HP 4338B für/for R_{DC}
HP 4285A + 42841A + 42842C + 42851 - 6110 für/for I_{DC}
ENA 5071B für/for SRF

E Testbedingungen / test conditions:

Luftfeuchtigkeit / humidity: 33%
 Umgebungstemperatur / temperature: +20°C

F Werkstoffe & Zulassungen / material & approvals

Basismaterial / base material: Keramik/ ceramic
 Kontaktmaterial/ contact plating: Ag + Ni + Au

G Eigenschaften / general specifications:

Lagerbedingungen / Storage conditions: -10°C ~ +40 °C
 30 ~70 % RH
 Betriebstemperatur / operating temperature: -40°C - +125°C

Freigabe erteilt / general release:	Kunde / customer																			
																
Datum / date	Unterschrift / signature																			
.....	<table border="1" style="width: 100%;"> <tr> <td colspan="2" style="text-align: center;">Würth Elektronik</td> </tr> <tr> <td>HBH</td> <td>Version 4</td> <td>11-07-11</td> </tr> <tr> <td>ES</td> <td>Version 3</td> <td>10-08-27</td> </tr> <tr> <td>Skle</td> <td>Version 2</td> <td>07-01-17</td> </tr> <tr> <td>Skle</td> <td>Version 1</td> <td>08-03-06</td> </tr> <tr> <td>Name</td> <td>Änderung / modification</td> <td>Datum / date</td> </tr> </table>			Würth Elektronik		HBH	Version 4	11-07-11	ES	Version 3	10-08-27	Skle	Version 2	07-01-17	Skle	Version 1	08-03-06	Name	Änderung / modification	Datum / date
Würth Elektronik																				
HBH	Version 4	11-07-11																		
ES	Version 3	10-08-27																		
Skle	Version 2	07-01-17																		
Skle	Version 1	08-03-06																		
Name	Änderung / modification	Datum / date																		
Geprüft / checked	Kontrolliert / approved																			
.....																	

This electronic component has been designed and developed for usage in general electronic equipment. Before incorporating this component into any equipment where higher safety and reliability is especially required or if there is the possibility of direct damage or injury to human body, for example in the range of aerospace, aviation, nuclear control, submarine, transportation, (automotive control, train control, ship control), transportation signal, disaster prevention, medical, public information network etc, Würth Elektronik eiSos GmbH must be informed before the design-in stage. In addition, sufficient reliability evaluation checks for safety must be performed on every electronic component which is used in electrical circuits that require high safety and reliability functions or performance.

ronik eiSos GmbH & Co. KG

Germany · Telefon (+49) (0) 7942 - 945 - 0 · Telefax (+49) (0) 7942 - 945 - 400
<http://www.we-online.com>