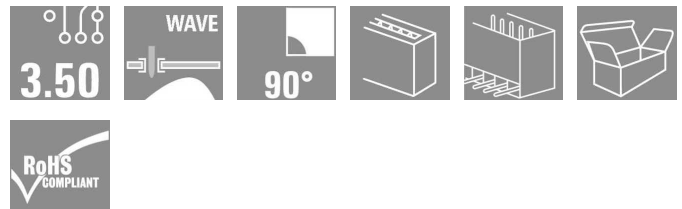



## OMNIMATE Signal - series BL/SL 3.50 SL 3.50/16/90G 3.2SN OR BX

**Weidmüller Interface GmbH & Co. KG**  
 Klingenbergstraße 16  
 D-32758 Detmold  
 Germany  
 Fon: +49 5231 14-0  
 Fax: +49 5231 14-292083  
 www.weidmueller.com



Male header with 3.50 mm pitch for wave soldering

- Plugging direction angled to the PCB (135°)
- Housing variant: screw flange (F)
- Packaged in cardboard box (BX)
- Male header can be coded

250 V (IEC) / 300 V (UL)

17 A (IEC) / 10 A (UL)

### General ordering data

Type	SL 3.50/16/90G 3.2SN OR BX
Order No.	<a href="#">1605210000</a>
Version	PCB plug-in connector, male header, closed side, Solder connection, 3.50 mm, No. of poles: 16, 90°, Solder pin length (l): 3.2 mm, tinned, Orange, Box
GTIN (EAN)	4008190129255
Qty.	50 pc(s).
Product data	IEC: 320 V / 17 A UL: 300 V / 10 A
Packaging	Box

Erstellungs-Datum January 13, 2014 12:52:13 PM CET

## OMNIMATE Signal - series BL/SL 3.50 SL 3.50/16/90G 3.2SN OR BX

**Weidmüller Interface GmbH & Co. KG**  
Klingenbergstraße 16  
D-32758 Detmold  
Germany  
Fon: +49 5231 14-0  
Fax: +49 5231 14-292083  
www.weidmueller.com

## Technische Daten

### Dimensions and weights

Net weight 4.236 g

### System parameters

Product family	OMNIMATE Signal - series BL/SL 3.50	Mounting onto the PCB	Solder connection
Outgoing elbow	90°	Pitch in mm (P)	3.5 mm
Pitch in inches (P)	0.138 inch	No. of poles	16
Solder pin length (l)	3.2 mm	Pin dimensions	d = 1.2 mm, Octagonal
Can be coded	Yes	Number of solder pins per pole	1
Solder eyelet hole diameter (D)	1.3 mm	Solder eyelet hole diameter tolerance (D)	+ 0,1 mm
L1 in mm	52.5 mm	L1 in inches	2.067 inch
Insulation resistance	10 <sup>3</sup> Ω	Touch-safe protection acc. to DIN VDE 0470	IP 10
Touch-safe protection acc. to DIN VDE 57 106	Safe from back-of-hand touch		


### Material data

Insulating material	PBT	Colour	Orange
Insulating material group	IIIa	UL 94 flammability rating	V-0
CTI	≥ 200	Contact material	CuSn
Contact surface	tinned	Operating temperature, min.	-50 °C
Operating temperature, max.	100 °C	Temperature range, installation, min.	-30 °C
Temperature range, installation, max.	100 °C	Max. relative humidity during storage	80 %

### DIN IEC rating data

Rated current, min. no. of poles (Tu=20°C)	17 A	Rated current, max. no. of poles (Tu=20°C)	12 A
Rated current, number of poles (Tu=40°C), min	14.5 A	Rated current, number of poles (Tu=40°C), max.	10 A
Rated voltage for surge voltage class pollution degree III/3	160 V	Rated impulse voltage for surge voltage classcontamination degree III/3	2.5 kV
Rated voltage for surge voltage class pollution degree III/2	160 V	Rated impulse voltage for surge voltage classpollution degree III/2	2.5 kV
Rated voltage for surge voltage class pollution degree II/2	320 V	Rated impulse voltage for surge voltage classpollution degree II/2	2.5 kV
Short-time withstand current resistance	3 x 1s with 100 A		

### CSA rating data

Institute (CSA)		Rated voltage (Use group B)	300 V
Rated current (use group B)	10 A	Rated voltage (use group D)	300 V
Rated current (use group D)	10 A		

**Datenblatt**

**OMNIMATE Signal - series BL/SL 3.50  
SL 3.50/16/90G 3.2SN OR BX**

**Weidmüller Interface GmbH & Co. KG**  
Klingenbergstraße 16  
D-32758 Detmold  
Germany  
Fon: +49 5231 14-0  
Fax: +49 5231 14-292083  
www.weidmueller.com

**Technische Daten**

**UL 1059 rating data**

Institute (UR)



Rated voltage (use group B)

300 V

Rated current (use group B)

10 A

Rated voltage (use group D)

300 V

Rated current (use group D)

10 A

**Classifications**

ETIM 3.0	EC001284	UNSPSC	30-21-18-10
eClass 5.1	27-26-07-04	eClass 6.2	27-26-07-04
eClass 7.1	27-44-04-02		

**Notes**

Notes

- Additional colours on request
- Gold-plated contact surfaces on request
- Rated current related to rated cross-section & min. No. of poles.
- P on drawing = pitch
- Rated data refer only to the component itself. Clearance and creepage distances to other components are to be designed in accordance with the relevant application standards.

**Approvals**

Approvals



ROHS

Conform

**Downloads**

CAD Library (P-CAD Format - ASCII) [SL.zip](#)

CAD Library (P-CAD Format - Standard) [SL.zip](#)

[3D Modell](#)

**Datenblatt**

**OMNIMATE Signal - series BL/SL 3.50  
SL 3.50/16/90G 3.2SN OR BX**

**Weidmüller Interface GmbH & Co. KG**  
 Klingenbergstraße 16  
 D-32758 Detmold  
 Germany  
 Fon: +49 5231 14-0  
 Fax: +49 5231 14-292083  
 www.weidmueller.com

**Zeichnungen**

