



SOLID-STATE CONTACTOR 3-PH 3RF3 AC53 16A
 40 DEGREES C 48-600V / 110-230V AC 2-PH.
 CONTROLLED INSTANTANEOUS SCREW
 TERMINALS

General technical data:

product brand name		SIRIUS
Product designation _2 of the accessories that can be ordered		Connection adapter
Product designation _1 of the accessories that can be ordered		Link module
Manufacturer article number		
<ul style="list-style-type: none"> • _1 of the accessories that can be ordered • _2 of the accessories that can be ordered 		3RA2921-1BA00 3RF3900-0QA88
Protection class IP		IP20
Insulation voltage Rated value	V	600
Installation altitude at height above sea level maximum	m	1 000
Ambient temperature		
<ul style="list-style-type: none"> • during storage • during operation 	°C	-55 ... +80 -25 ... +60
Shock resistance acc. to IEC 60068-2-27		15g / 11 ms
Vibration resistance acc. to IEC 60068-2-6		2g
Surge current resistance Rated value	A	1 150
Active power loss total typical	W	28
Equipment marking acc. to DIN 40719 extended according to IEC 204-2 acc. to IEC 750		K
Equipment marking acc. to DIN EN 61346-2		Q
Product function		instantaneous switching

Main circuit:

Number of poles for main current circuit		3
Number of NC contacts for main contacts		0
Number of NO contacts for main contacts		2
Operating frequency Rated value	Hz	60 ... 50
Operating voltage with AC		
• at 60 Hz Rated value	V	48 ... 600
• at 50 Hz Rated value	V	48 ... 600
Operating current		
• minimum	mA	500
• at AC-3 at 400 V Rated value	A	16
Operating range relative to the operating voltage with AC		
• at 50 Hz	V	40 ... 660
• at 60 Hz	V	40 ... 660
Operating power at AC-3 at 400 V Rated value	kW	7.5
Derating temperature	°C	40
Symmetrical line frequency tolerance	Hz	5
Relative symmetrical tolerance of the operating frequency	%	10
I²t value maximum	A ² ·s	6 600
Rate of voltage rise at the thyristor for main contacts maximum permissible	V/μs	1 000
Blocking voltage at the thyristor for main contacts maximum permissible	V	1 600
Reverse current of the thyristor	mA	10

Control circuit/ Control:

Type of voltage of the control supply voltage		AC
Control supply voltage frequency		
• 1 Rated value	Hz	50
• 2 Rated value	Hz	60
Relative symmetrical tolerance		
• of the control supply voltage frequency	%	10
• of the supply voltage frequency	%	10
Control supply voltage 1		
• with AC		
— at 50 Hz Initial rated value	V	90
— at 50 Hz Final rated value	V	253
— at 60 Hz Initial rated value	V	90
— at 60 Hz Final rated value	V	253
Control supply voltage with AC		
• at 50 Hz Full-scale value for signal<0> recognition	V	40

<ul style="list-style-type: none"> • at 60 Hz Full-scale value for signal<0> recognition 	V	40
Control current <ul style="list-style-type: none"> • with AC Rated value • at minimum control supply voltage <ul style="list-style-type: none"> — with AC 	mA	15
switching times <ul style="list-style-type: none"> • ON delay • OFF delay 		5 ms 30 ms + in addition max. one half-wave

Auxiliary circuit:

Number of NC contacts for auxiliary contacts		0
Number of NO contacts for auxiliary contacts		0
Number of CO contacts for auxiliary contacts		0

Installation/ mounting/ dimensions:

mounting position		vertical
Mounting type		screw and snap-on mounting onto 35 mm standard mounting rail
Mounting type Side-by-side mounting		Yes
Tightening torque of the screw for securing the equipment	N·m	1.5
Design of the thread of the screw for securing the equipment		M4
Width	mm	90
Height	mm	95
Depth	mm	100.8
Required spacing with side-by-side mounting		
<ul style="list-style-type: none"> • upwards • downwards 	mm	70 50

Connections/ Terminals:

Type of electrical connection		
<ul style="list-style-type: none"> • for main current circuit • for auxiliary and control current circuit 		screw-type terminals screw-type terminals
Design of the thread of the connection screw		
<ul style="list-style-type: none"> • for main contacts • of the auxiliary and control contacts 		M4 M3
Product function removable terminal for auxiliary and control circuit		Yes
Type of connectable conductor cross-section		
<ul style="list-style-type: none"> • for main contacts <ul style="list-style-type: none"> — solid — finely stranded — with core end processing 		2x (0.5 ... 2.5 mm ²) 2x (0.5 ... 1.5 mm ²)

<ul style="list-style-type: none"> • for AWG conductors <ul style="list-style-type: none"> — for main contacts — for auxiliary and control contacts • for auxiliary and control contacts <ul style="list-style-type: none"> — solid — finely stranded <ul style="list-style-type: none"> — with core end processing — without core end processing 		2x (18 ... 14) 1x (AWG 20 ... 12) 1x (0.5 ... 2.5 mm ²), 2x (0.5 ... 1.0 mm ²) 1x (0.5 ... 2.5 mm ²), 2x (0.5 ... 1.0 mm ²) 1x (0.5 ... 2.5 mm ²), 2x (0.5 ... 1.0 mm ²)
Tightening torque		
<ul style="list-style-type: none"> • for main contacts with screw-type terminals • for auxiliary and control contacts with screw-type terminals 	N·m N·m	2 ... 2.5 0.5 ... 0.6
Tightening torque [lbf·in]		
<ul style="list-style-type: none"> • for main contacts with screw-type terminals • for auxiliary and control contacts with screw-type terminals 	lbf·in lbf·in	18 ... 22 7.5 ... 5.3
Wire stripping length of the cable		
<ul style="list-style-type: none"> • for main contacts • for auxiliary and control contacts 	mm mm	7 7

Certificates/ approvals:

Certificate of suitability	CE / UL / CSA / CCC / C-TICK
-----------------------------------	------------------------------

General Product Approval	EMC	Declaration of Conformity
---------------------------------	------------	----------------------------------



Test Certificates	other
--------------------------	--------------

[Type Test Certificates/Test Report](#)

[Environmental Confirmations](#)

UL/CSA ratings:

yielded mechanical performance [hp] for three-phase AC motor		
<ul style="list-style-type: none"> • at 200/208 V Rated value • at 220/230 V Rated value 	metric hp metric hp	2 2

- at 460/480 V Rated value

metric	5
hp	
metric	7.5
hp	

- at 575/600 V Rated value

Full-load current (FLA) for three-phase AC motor

- at 480 V Rated value
- at 600 V Rated value

A	7.6
A	9

Further information

Information- and Downloadcenter (Catalogs, Brochures,...)

<http://www.siemens.com/industrial-controls/catalogs>

Industry Mall (Online ordering system)

<http://www.siemens.com/industrymall>

Cax online generator

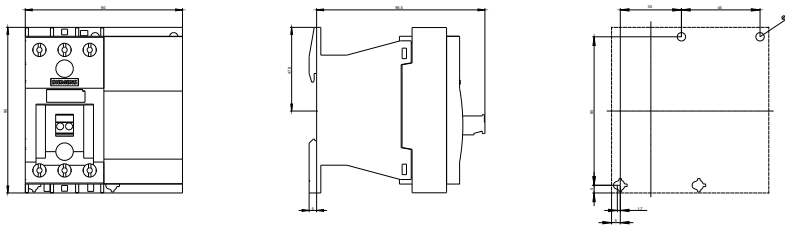
<http://support.automation.siemens.com/WW/CAXorder/default.aspx?lang=en&mlfb=3RF34161BB26>

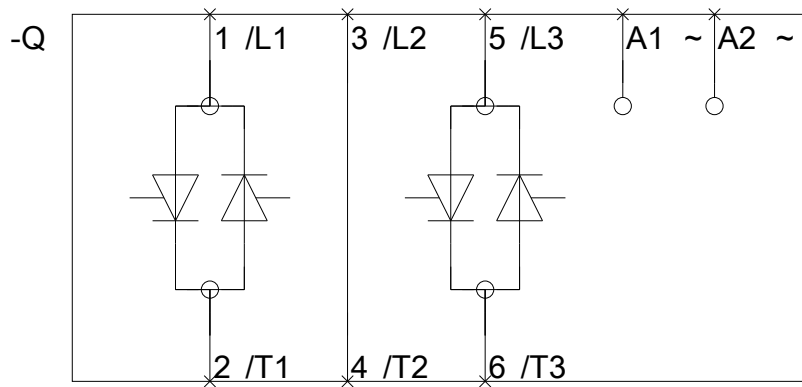
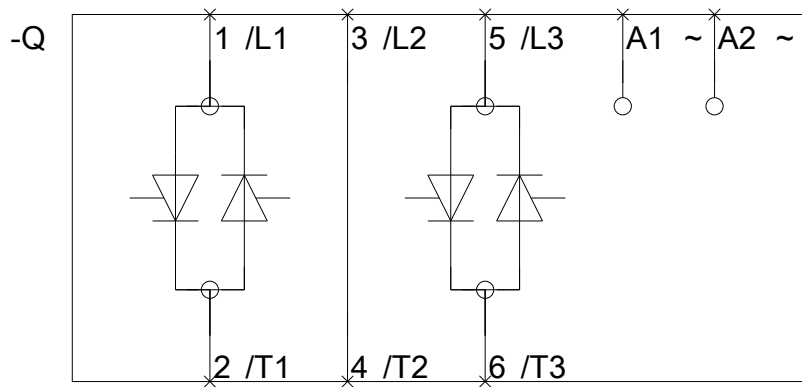
Service&Support (Manuals, Certificates, Characteristics, FAQs,...)

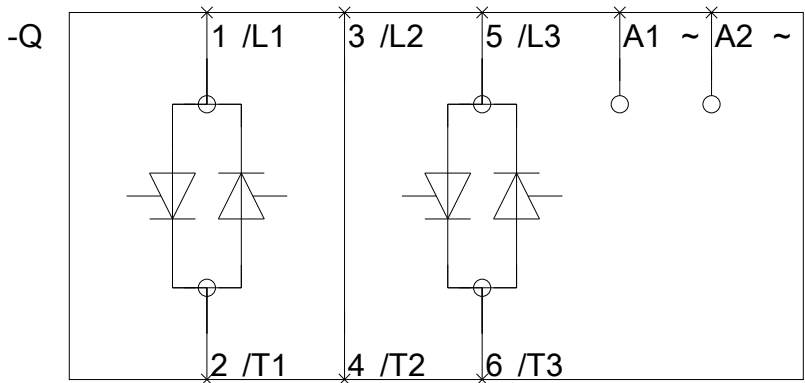
<http://support.automation.siemens.com/WW/view/en/3RF34161BB26/all>

Image database (product images, 2D dimension drawings, 3D models, device circuit diagrams, EPLAN macros, ...)

<http://www.automation.siemens.com/bilddb/index.aspx?attID9=3RF34161BB26&lang=en>







last modified:

09.03.2015