



Part no.: 50122785
BCL 558i SM 102
Stationary bar code reader



EtherNet/IP

Figure can vary

Contents

- . Technical data
- . Dimensioned drawings
- . Electrical connection
- . Diagrams
- . Operation and display
- . Part number code
- . Notes
- . Accessories

Technical data

| Basic data | |
|--|--|
| Series | BCL 500i |
| Functions | |
| Functions | Alignment mode AutoConfig AutoControl AutoReflAct Code fragment technology LED indicator Reference code comparison |
| Characteristic parameters | |
| MTTF | 42.4 years |
| Read data | |
| Code types, readable | 2/5 Interleaved Codabar Code 128 Code 39 Code 93 EAN 128 EAN 8/13 EAN Addendum GS1 Databar Expanded GS1 Databar Limited GS1 Databar Omnidirectional UPC |
| Scanning rate, typical | 1,000 scans/s |
| Bar codes per reading gate, max. number | 64 Piece(s) |
| Optical data | |
| Reading distance | 300 ... 1,000 mm |
| Light source | Laser , Red |
| Laser light wavelength | 650 nm |
| Laser class | 2 , IEC/EN 60825-1:2007 |
| Transmitted-signal shape | Continuous |
| Usable opening angle (reading field opening) | 60 ° |
| Bar code contrast (PCS) | 60 % |
| Modulus size | 0.35 ... 1 mm |
| Reading method | Line scanner |
| Scanning rate | 800 ... 1,200 scans/s |
| Beam deflection | Via rotating polygon wheel |
| Light beam exit | Front |
| Electrical data | |
| Protective circuit | Polarity reversal protection |
| Performance data | |
| Supply voltage U_B | 10 ... 30 V , DC |
| Power consumption, max. | 11 W |

Inputs/outputs selectable

| | |
|-------------------------------------|-------------------------|
| Output current, max. | 100 mA |
| Number of inputs/outputs selectable | 4 Piece(s) |
| Voltage type, outputs | DC |
| Switching voltage, outputs | Typ. $U_B / 0\text{ V}$ |
| Voltage type, inputs | DC |
| Switching voltage, inputs | Typ. $U_B / 0\text{ V}$ |
| Input current, max. | 8 mA |

Interface

| | |
|----------------------|-----------------------------------|
| Type | EtherNet IP |
| EtherNet IP | |
| Function | Process |
| Address assignment | DHCP Manual address assignment |
| Switch functionality | Integrated |
| Transmission speed | 10 Mbit/s 100 Mbit/s |

Service interface

| | |
|------------|---------------------------------------|
| Type | USB |
| USB | |
| Function | Configuration via software Service |

Connection

| | |
|-----------------------|--------------------|
| Number of connections | 5 Piece(s) |
| Connection 1 | |
| Type of connection | USB |
| Designation on device | SERVICE |
| Function | Service interface |
| Connector type | USB 2.0 Standard-A |
| Connection 2 | |
| Type of connection | Connector |
| Designation on device | SW IN/OUT |
| Function | Signal OUT |
| Thread size | M12 |
| Type | Female |
| Material | Metal |
| No. of pins | 5 -pin |
| Encoding | A-coded |

Connection 3

| | |
|-----------------------|---|
| Type of connection | Connector |
| Designation on device | PWR |
| Function | Signal IN Signal OUT Voltage supply |
| Thread size | M12 |
| Type | Male |
| Material | Metal |
| No. of pins | 5 -pin |
| Encoding | A-coded |

Connection 4

| | |
|-----------------------|---------------|
| Type of connection | Connector |
| Designation on device | HOST / BUS IN |
| Function | BUS IN |
| Thread size | M12 |
| Type | Female |
| Material | Metal |
| No. of pins | 4 -pin |
| Encoding | D-coded |

Connection 5

| | |
|-----------------------|-----------|
| Type of connection | Connector |
| Designation on device | BUS OUT |
| Function | BUS OUT |
| Thread size | M12 |
| Type | Female |
| No. of pins | 4 -pin |

Mechanical data

| | |
|-----------------------|---|
| Design | Cubic |
| Dimension (W x H x L) | 123.5 mm x 63 mm x 106.5 mm |
| Housing material | Metal , Aluminum |
| Lens cover material | Glass |
| Net weight | 1,100 g |
| Housing color | Black, RAL 9005 Red, RAL 3000 |
| Type of fastening | Dovetail grooves Mounting thread Via optional mounting device |

Operation and display

| | |
|-----------------------|--|
| Type of display | LED Monochromatic graphical display, 128x64 pixel, with background lighting |
| Number of LEDs | 2 Piece(s) |
| Type of configuration | Via web browser |
| Operational controls | Button(s) |

Environmental data

| | |
|------------------------------------|---------------|
| Ambient temperature, operation | 0 ... 40 °C |
| Ambient temperature, storage | -20 ... 70 °C |
| Relative humidity (non-condensing) | 90 % |

Part no.: 50122785 – BCL 558i SM 102 – Stationary bar code reader

| | |
|--|----------|
| Extraneous light tolerance on the bar code, max. | 2,000 lx |
|--|----------|

Certifications

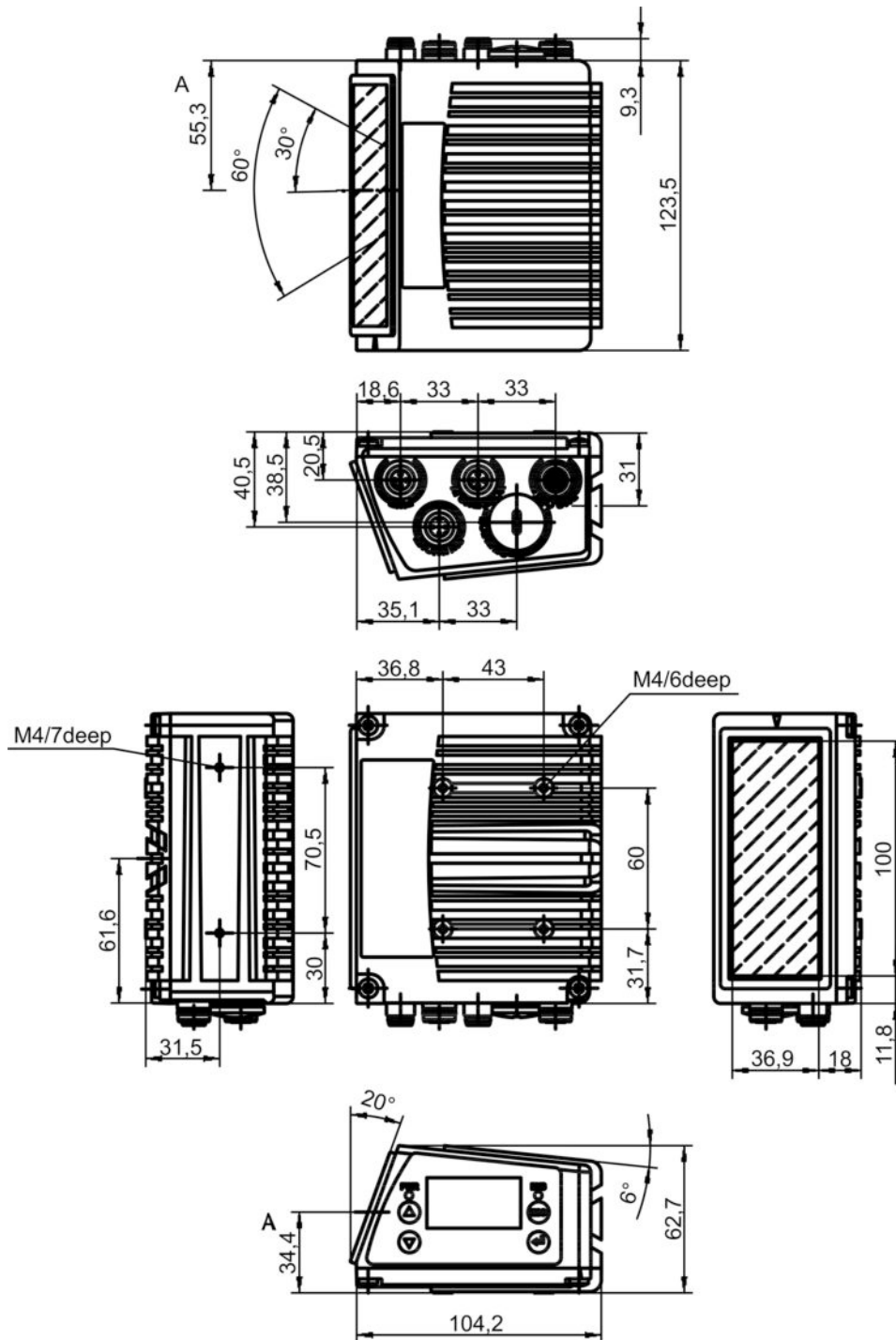
| | |
|---|--------------------------------------|
| Degree of protection | IP 65 |
| Protection class | III |
| Certifications | c UL US |
| Test procedure for EMC in accordance with standard | EN 55022 EN 61000-4-2, -3, -4, -6 |
| Test procedure for shock in accordance with standard | IEC 60068-2-27, test Ea |
| Test procedure for continuous shock in accordance with standard | IEC 60068-2-29, test Eb |
| Test procedure for vibration in accordance with standard | IEC 60068-2-6, test Fc |

Classification

| | |
|-----------------------|----------|
| Customs tariff number | 84719000 |
| eCl@ss 8.0 | 27280102 |
| eCl@ss 9.0 | 27280102 |
| ETIM 5.0 | EC002550 |
| ETIM 6.0 | EC002550 |

Dimensioned drawings

All dimensions in millimeters

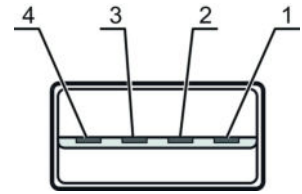


Electrical connection

| Connection 1 | SERVICE |
|--------------------|--------------------|
| Type of connection | USB |
| Function | Service interface |
| Connector type | USB 2.0 Standard-A |

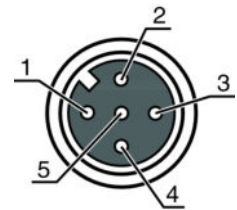
Part no.: 50122785 – BCL 558i SM 102 – Stationary bar code reader

| Pin | Pin assignment |
|-----|----------------|
| 1 | +5 V DC |
| 2 | D- - Data |
| 3 | D+ - Data |
| 4 | GND |



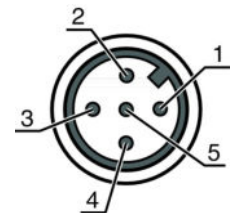
| Connection 2 | SW IN/OUT |
|--------------------|------------|
| Type of connection | Connector |
| Function | Signal OUT |
| Thread size | M12 |
| Type | Female |
| Material | Metal |
| No. of pins | 5 -pin |
| Encoding | A-coded |

| Pin | Pin assignment |
|-----|----------------|
| 1 | VOUT |
| 2 | SWIO 1 |
| 3 | GND |
| 4 | SWIO 2 |
| 5 | FE |



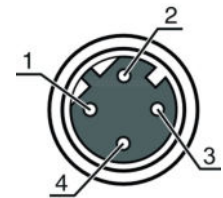
| Connection 3 | PWR |
|--------------------|---|
| Type of connection | Connector |
| Function | Signal IN Signal OUT Voltage supply |
| Thread size | M12 |
| Type | Male |
| Material | Metal |
| No. of pins | 5 -pin |
| Encoding | A-coded |

| Pin | Pin assignment |
|-----|----------------|
| 1 | VIN |
| 2 | SWIO 3 |
| 3 | GND |
| 4 | SWIO 4 |
| 5 | FE |



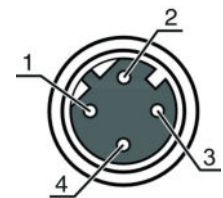
| Connection 4 | HOST / BUS IN |
|--------------------|---------------|
| Type of connection | Connector |
| Function | BUS IN |
| Thread size | M12 |
| Type | Female |
| Material | Metal |
| No. of pins | 4 -pin |
| Encoding | D-coded |

| Pin | Pin assignment |
|-----|----------------|
| 1 | TD+ |
| 2 | RD+ |
| 3 | TD- |
| 4 | RD- |



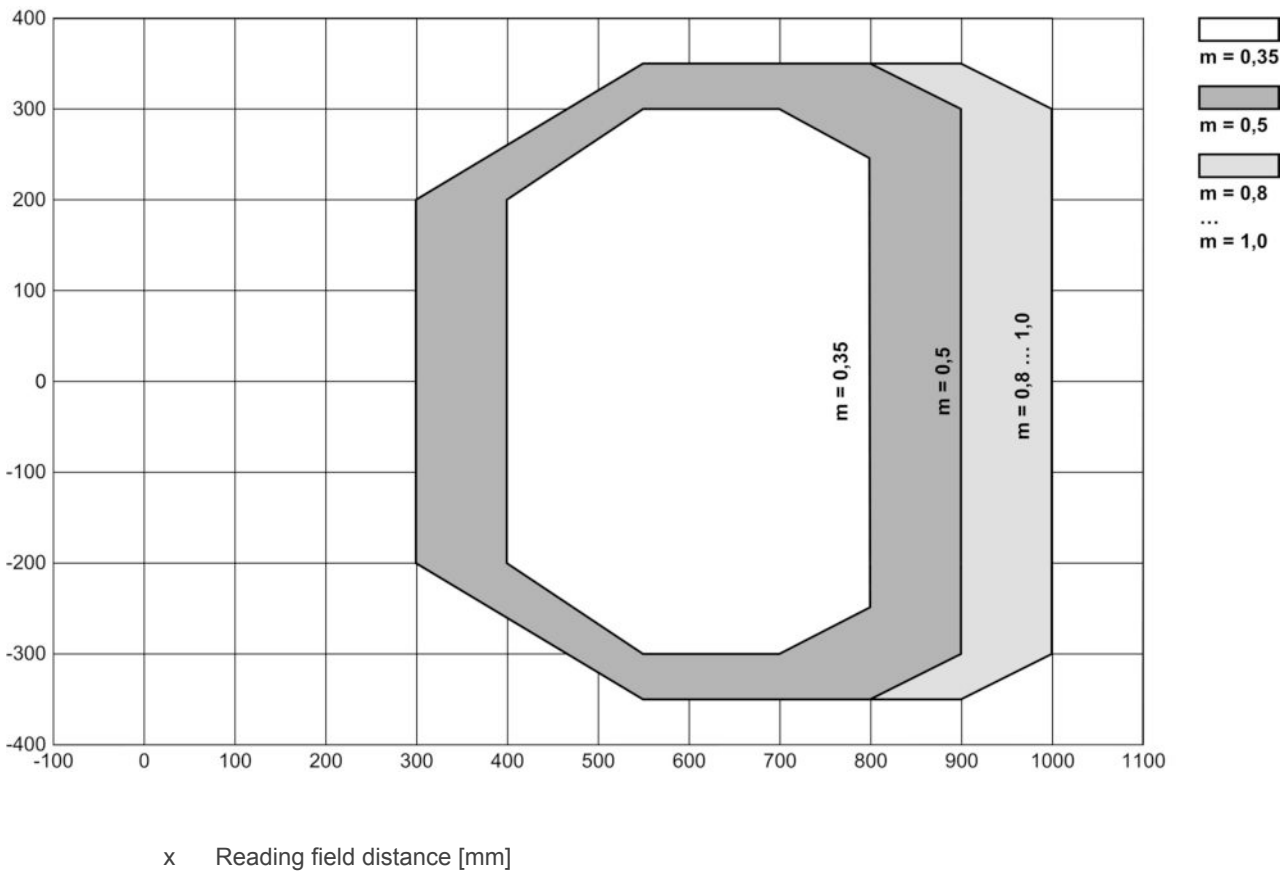
| Connection 5 | BUS OUT |
|--------------------|-----------|
| Type of connection | Connector |
| Function | BUS OUT |
| Thread size | M12 |
| Type | Female |
| Material | Metal |
| No. of pins | 4 -pin |
| Encoding | D-coded |

| Pin | Pin assignment |
|-----|----------------|
| 1 | TD+ |
| 2 | RD+ |
| 3 | TD- |
| 4 | RD- |



Diagrams

Reading field curve



y Reading field width [mm]

Operation and display

LEDs

| LED | Display | Meaning | |
|-----|---------|---------------------------------|---------------------------------|
| 1 | PWR | Off | Device switched off |
| | | Green, flashing | Device ok, initialization phase |
| | | Green, continuous light | Device OK |
| | | Orange, continuous light | Service operation |
| | | Red, flashing | Device OK, warning set |
| | | Red, continuous light | Device error |
| 2 | NET | Off | No supply voltage |
| | | Green, flashing | Initialization |
| | | Green, continuous light | Operational readiness |
| | | Red, flashing | Communication error |
| | | Red, continuous light | Network error |
| | | Red/green, flashing alternately | Self test |

Part number code

Part designation: **BCL XXXX YYZ AAA B**

| | |
|------|---|
| BCL | Operating principle: BCL: bar code reader |
| XXXX | Series/interface (integrated fieldbus technology): 500i: RS 232 / RS 422 / RS 485 (multiNet master) 501i: RS 485 (multiNet slave) 504i: PROFIBUS DP 508i: EtherNet TCP/IP, UDP 548i: PROFINET RT 558i: EtherNet/IP |
| YY | Scanning principle: S: line scanner (single line) O: oscillating-mirror scanner (oscillating mirror) |
| Z | Optics: N: High Density (close) M: Medium Density (medium distance) F: Low Density (remote) L: Long Range (very large distances) |
| AAA | Beam exit: 100: lateral 102: front |
| B | Special equipment: H: with heating |

Note

A list with all available device types can be found on the Leuze electronic website at www.leuze.com.

Notes

Observe intended use!

- This product is not a safety sensor and is not intended as personnel protection.
- The product may only be put into operation by competent persons.
- Only use the product in accordance with its intended use.

WARNING! LASER RADIATION – LASER CLASS 2

Never look directly into the beam!

The device satisfies the requirements of IEC 60825-1:2007 (EN 60825-1:2007) safety regulations for a product of **laser class 2** as well as the U.S. 21 CFR 1040.10 regulations with deviations corresponding to "Laser Notice No. 50" from June 24, 2007.

- Never look directly into the laser beam or in the direction of reflected laser beams! If you look into the beam path over a longer time period, there is a risk of injury to the retina.
- Do not point the laser beam of the device at persons!
- Interrupt the laser beam using a non-transparent, non-reflective object if the laser beam is accidentally directed towards a person.
- When mounting and aligning the device, avoid reflections of the laser beam off reflective surfaces!
- CAUTION! Use of controls or adjustments or performance of procedures other than specified herein may result in hazardous light exposure.
- Observe the applicable statutory and local laser protection regulations.
- The device must not be tampered with and must not be changed in any way.
There are no user-serviceable parts inside the device.
Repairs must only be performed by Leuze electronic GmbH + Co. KG.

NOTE


Affix laser information and warning signs!

Laser information and warning signs are affixed to the device. In addition, self-adhesive laser information and warning signs (stick-on labels) are supplied in several languages.

- Affix the laser information sheet to the device in the language appropriate for the place of use. When using the device in the US, use the stick-on label with the "Complies with 21 CFR 1040.10" note.
- Affix the laser information and warning signs near the device if no signs are attached to the device (e.g. because the device is too small) or if the attached laser information and warning signs are concealed due to the installation position.
- Affix the laser information and warning signs so that they are legible without exposing the reader to the laser radiation of the device or other optical radiation.


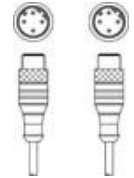
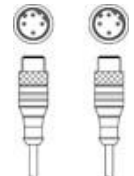
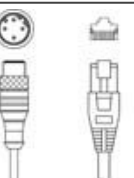
Accessories

Connection technology - Connection cables


| | Part no. | Designation | Article | Description |
|---|----------|--------------------|------------------|--|
|  | 50132079 | KD U-M12-5A-V1-050 | Connection cable | Connection 1: Connector, M12, Axial, Female, A-coded, 5-pin Connection 2: Open end Shielded: No Cable length: 5,000 mm Sheathing material: PVC |

Part no.: 50122785 – BCL 558i SM 102 – Stationary bar code reader



Connection technology - Interconnection cables

| | Part no. | Designation | Article | Description |
|--|----------|-----------------------------|-----------------------|--|
|  | 50107726 | KB USB A - USB A | Interconnection cable | Suitable for interface: USB Connection 1: USB Connection 2: USB Shielded: Yes Cable length: 1,800 mm Sheathing material: PVC |
|  | 50137077 | KSS ET-M12-4A-M12-4A-P7-020 | Interconnection cable | Suitable for interface: Ethernet Connection 1: Connector, M12, Axial, Male, D-coded, 4 -pin Connection 2: Connector, M12, Axial, Male, D-coded, 4 -pin Shielded: Yes Cable length: 1,000 mm Sheathing material: PUR |
|  | 50137078 | KSS ET-M12-4A-M12-4A-P7-050 | Interconnection cable | Suitable for interface: Ethernet Connection 1: Connector, M12, Axial, Male, D-coded, 4 -pin Connection 2: Connector, M12, Axial, Male, D-coded, 4 -pin Shielded: Yes Cable length: 1,000 mm Sheathing material: PUR |
|  | 50135081 | KSS ET-M12-4A-RJ45-A-P7-050 | Interconnection cable | Suitable for interface: Ethernet Connection 1: Connector, M12, Axial, Male, D-coded, 4 -pin Connection 2: RJ45 Shielded: Yes Cable length: 5,000 mm Sheathing material: PUR |



Mounting technology - Other

| | Part no. | Designation | Article | Description |
|---|----------|-------------|------------------|--|
|  | 50111224 | BT 59 | Mounting bracket | Fastening, at system: Groove mounting Mounting bracket, at device: Clampable Material: Metal |

Services

| | Part no. | Designation | Article | Description |
|---|----------|-------------|---------------------------------|---|
|  | S981020 | CS30-E-212 | Hourly rate for "Configuration" | Details: Compilation of the application data, selection and suggestion of suitable sensor system, drawing prepared as assembly sketch. Conditions: Completed questionnaire or project specifications with a description of the application have been provided. Restrictions: Travel and accommodation charged separately and according to expenditure. |
|  | S981014 | CS30-S-110 | Start-up support | Details: Performed at location of customer's choosing, duration: max. 10 hours. Conditions: Devices and connection cables are already mounted, price not including travel costs and, if applicable, accommodation expenses. Restrictions: No mechanical (mounting) and electrical (wiring) work performed, no changes (attachments, wiring, programming) to third-party components in the nearby environment. |

Part no.: 50122785 – BCL 558i SM 102 – Stationary bar code reader

| | Part no. | Designation | Article | Description |
|---|----------|-------------|--|---|
|  | S981019 | CS30-T-110 | Product training | Details: Location and content to be agreed upon, duration: max. 10 hours. Conditions: Price not including travel costs and, if applicable, accommodation expenses. Restrictions: Travel costs and accommodation expenses charged separately and according to expenditure. |
|  | S981021 | CS30-V-212 | Hourly rate for "Bar code qualification" | Details: REA evaluation with creation of a test report, evaluation of the code quality. Conditions: Original bar codes to be provided by the client. |

Note

A list with all available accessories can be found on the Leuze electronic website in the Download tab of the article detailed page.