


2171887	<b>DATA SHEET</b>	
Valid from: 09.11.2018	<b>IE-5-M12D-A-(L*)-P-2-26-7-RJ45</b>	

## Product description

Industrial Ethernet Patchcord, Cat.5e, angled plug M12 (D-coded) on straight plug RJ45, PUR, flexible



This datasheet is also valid for other lengths configurations. Other lengths configurations on request.

## Product variations

Article number	Article description	Length (L*) [m]
2171886	IE-5-M12D-A-0,5-P-2-26-7-RJ45	0.5
2171887	IE-5-M12D-A-1-P-2-26-7-RJ45	1
2171888	IE-5-M12D-A-2-P-2-26-7-RJ45	2
2171889	IE-5-M12D-A-3-P-2-26-7-RJ45	3
2171890	IE-5-M12D-A-5-P-2-26-7-RJ45	5
2171891	IE-5-M12D-A-7-P-2-26-7-RJ45	7
2171988	IE-5-M12D-A-7,5-P-2-26-7-RJ45	7,5
2171892	IE-5-M12D-A-10-P-2-26-7-RJ45	10
2171893	IE-5-M12D-A-15-P-2-26-7-RJ45	15
2171894	IE-5-M12D-A-20-P-2-26-7-RJ45	20


## General properties, Patchcord

Outer diameter, cable	5.6 mm
Number of cores	4
Outer sheath	PUR, halogen free compound
Outer sheath, color	blue similar to RAL 502 1
Mating cycles, M12 connector	100
Mating cycles, RJ45 connector	750
Screening	SF/UTP

## General properties, cable

LAPP-Article number of cable	2170284
LAPP-Description of cable	ETHERLINE P FLEX Cat. 5e 2x2x26/7 AWG
Conductor, cross-section	ca. 0.14 mm <sup>2</sup>
Conductor, material	bare copper, fine wire stranded
Insulation, outer diameter	ca. 0.95 mm
Insulation, material	Foam-Skin Polyolefin
Core identification code	pair 1: white-orange, orange; pair 2: white-green, green
Stranding	cores twisted to pairs, pairs stranded together
Wrapping	1 layer non-woven tape
Screening	plastic laminated aluminum foil on top: braid of tinned copper wire, coverage ca. 85%

Creator: MANA2/PDP Released: IVSE1/PDP	Document: DB2171887EN Version: 01	Page 1 of 3
---	--------------------------------------	-------------

2171887	<b>DATA SHEET</b>	
Valid from: 09.11.2018	<b>IE-5-M12D-A-(L*)-P-2-26-7-RJ45</b>	

### Electrical properties, cable at 20 °C

Resistance (loop)	≤ 284 Ω/km
Insulation material, specific electrical resistance	≥ 5 GΩ*km
Characteristic impedance (1 MHz to 100 MHz)	100 Ω ± 15 Ω
Operating peak voltage	125 V (not for power purposes)
Signal propagation time	< 4.33 ns/m
Test voltage (rms 50 Hz, 1 min.), core-core	1000 V
Test voltage (rms 50 Hz, 1 min.), core-screening	500 V

### Mechanical and thermal properties, cable

Minimum bending radius, during laying	15 x cable diameter
Minimum bending radius, fixed installation	8 x cable diameter
Permissible temperature range, during laying (VDE)	-5 °C to +50 °C
Permissible temperature range, fixed installation (VDE)	-30 °C to +80 °C
Permissible temperature range, during laying (UL)	-5 °C to +80 °C
Permissible temperature range, fixed installation (UL)	-30 °C to +80 °C
Flame propagation	flame retardant acc. to IEC 60332-1-2
Halogen free	halogen free acc. to VDE 0472-815
General requirements	Dangerous and forbidden substance acc. to RoHS directive (2011/65/EU) are not allowed to the manufacturing

### General properties, M12 connector

Coding	D
Protection degree	IP67/IP69 locked connector
Rated voltage max.	250 V
Rated current at 40 °C	4 A
Ambient temperature	-30 °C to +90 °C
Insulation resistance	≥ 10 <sup>8</sup> Ω
Locking nut with vibration protection	Yes
Tightening torque	1.0 Nm


### Materials, M12 connector

Contacts, base material	CuZn
Contacts, surface	Au
Grip body	TPU
Locking nut, base material	CuZn
Locking nut, surface	Ni

### General properties, RJ45 connector

Protection degree	IP20
Rated voltage max.	50 V
Rated current at 40 °C	1 A
Ambient temperature	-40 °C to +70 °C
Insulation resistance	≥ 10 <sup>8</sup> Ω

Creator: MANA2/PDP Released: IVSE1/PDP	Document: DB2171887EN Version: 01	Page 2 of 3
---	--------------------------------------	-------------

2171887	<b>DATA SHEET</b>	
Valid from: 09.11.2018	<b>IE-5-M12D-A-(L*)-P-2-26-7-RJ45</b>	

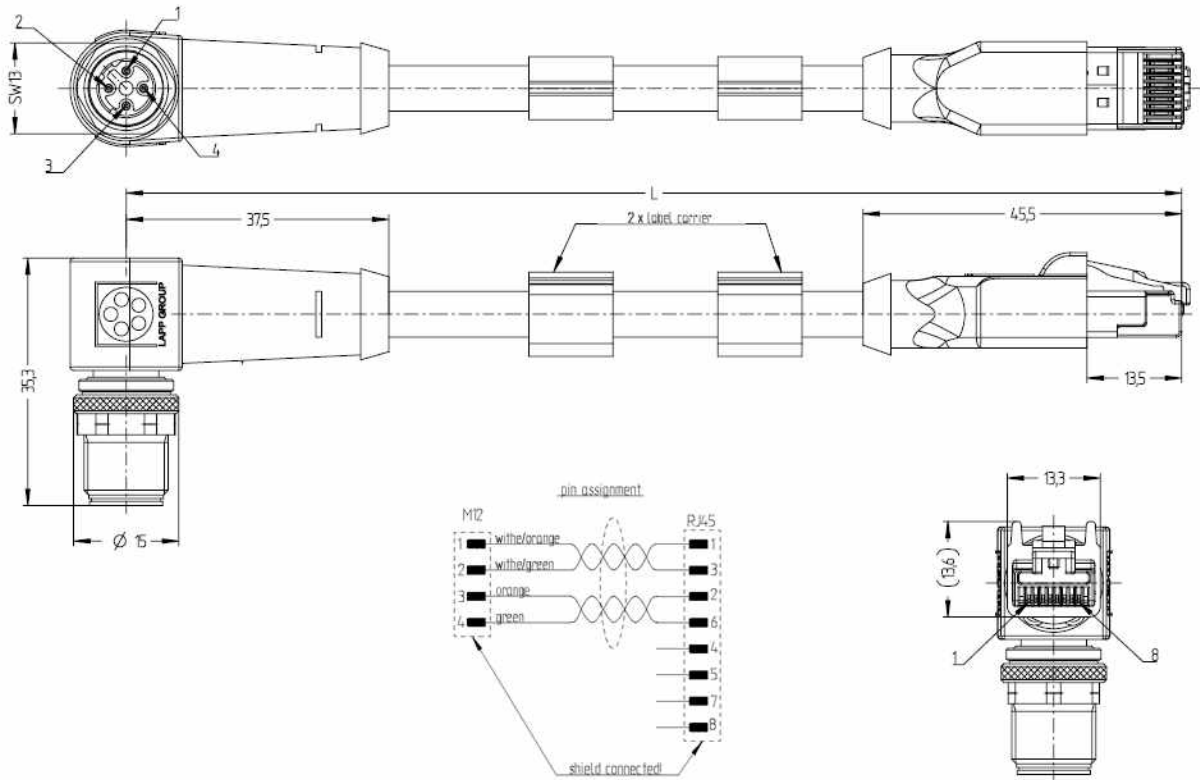
### Materials RJ45, connector

Contacts, base material	CuZn
Contacts, surface	Au
Grip body	TPU

### Standards

Product standard, M12 connector	DIN EN 61076-2-101
Product standard, RJ45 connector	DIN EN 60603-7-51

### Drawings



### Note

Photographs are not true to scale and do not represent detailed images of the respective products.

Creator: MANA2/PDP Released: IVSE1/PDP	Document: DB2171887EN Version: 01	Page 3 of 3
---	--------------------------------------	-------------