



**Part no.: 50131408**  
**CSL505-T50-1150-M8**  
**Light curtain transmitter**



Figure can vary



## Contents

- Technical data
- Dimensioned drawings
- Electrical connection
- Operation and display
- Suitable receivers
- Part number code
- Accessories

## Technical data

<b>Basic data</b>	
Series	505
Operating principle	Throughbeam principle
Device type	Transmitter
Application	Precise object detection
<b>Special design</b>	
Special design	Crossed-beam scanning Diagonal-beam scanning Parallel-beam scanning
<b>Optical data</b>	
Operating range	Guaranteed operating range
Operating range	0.3 ... 5 m
Measurement field length	1,150 mm
Number of beams	24 Piece(s)
Beam spacing	50 mm
Light source	LED , Infrared
LED light wavelength	860 nm
<b>Measurement data</b>	
Minimum object diameter	52.5 mm
<b>Electrical data</b>	
Protective circuit	Inductive protection Polarity reversal protection Short circuit protected
<b>Performance data</b>	
Supply voltage $U_B$	18 ... 30 V , DC
<b>Connection</b>	
Number of connections	1 Piece(s)
<b>Connection 1</b>	
Function	Deactivation input Voltage supply
Type of connection	Connector
Thread size	M8
Type	Male
Material	Metal
No. of pins	4 -pin
Encoding	A-coded
<b>Mechanical data</b>	
Design	Cubic
Dimension (W x H x L)	10 mm x 1,230 mm x 27 mm
Housing material	Metal , Aluminum
Lens cover material	Plastic
Housing color	Silver
Type of fastening	Through-hole mounting

### Operation and display

Type of display	LED
Number of LEDs	1 Piece(s)
Type of configuration	Software Via pin assignment

### Environmental data

Ambient temperature, operation	-30 ... 50 °C
Ambient temperature, storage	-40 ... 65 °C

### Certifications

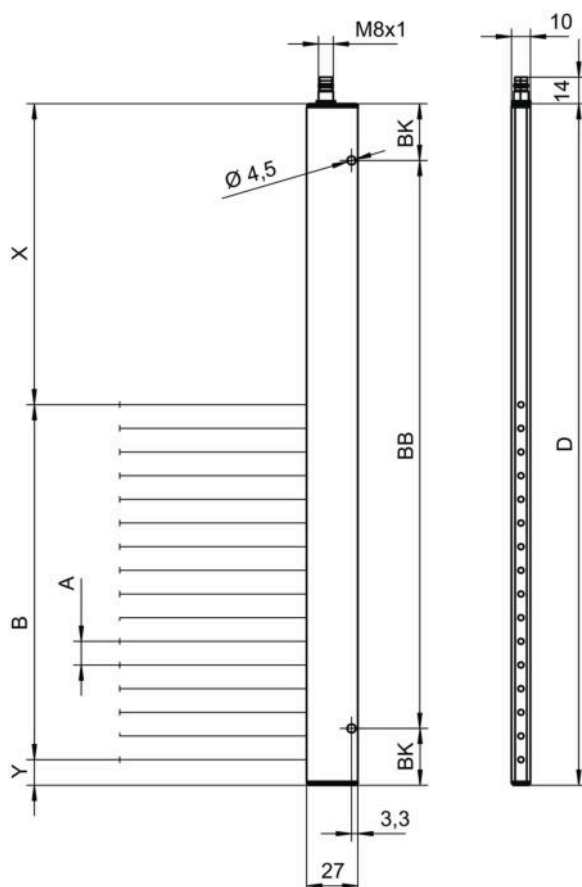
Degree of protection	IP 65
Protection class	III

### Classification

Customs tariff number	90314990
eCl@ss 8.0	27270910
eCl@ss 9.0	27270910
ETIM 5.0	EC002549
ETIM 6.0	EC002549

## Dimensioned drawings

All dimensions in millimeters



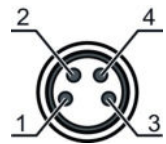
## Part no.: 50131408 – CSL505-T50-1150-M8 – Light curtain transmitter

Observe the exact dimensions in the chapter "Technical data, dimensioned drawings" in the operating instructions.

### Electrical connection

Connection 1	
Function	Deactivation input Voltage supply
Type of connection	Connector
Thread size	M8
Type	Male
Material	Metal
No. of pins	4 -pin
Encoding	A-coded

Pin	Pin assignment
1	V+
2	n.c.
3	GND
4	IN 1




### Operation and display

#### LEDs

LED	Display	Meaning
1	Off	Off
	Red, continuous light	Operational readiness
	Red, flashing	Error

### Suitable receivers

	Part no.	Designation	Article	Description
	50131352	CSL505-R50-1150-M8	Light curtain receiver	Application: Precise object detection Special design: Parallel-beam scanning, Crossed-beam scanning, Diagonal-beam scanning, Teach input, Warning output Operating range: 0.3 ... 5 m Digital switching outputs: 2 Piece(s) Switching output: Transistor, Push-pull, Light/dark reversible Connection: Connector, M8, 4 -pin

### Part number code

Part designation: CSL505-XXXX-ZZZZ-AA

X	Operating principle: T: transmitter R: receiver
---	---





Part no.: 50131408 – CSL505-T50-1150-M8 – Light curtain transmitter


YYY	<b>Beam spacing:</b> 05: 5 mm 12.5: 12.5 mm 25: 25 mm 50: 50 mm 100: 100 mm
ZZZ	<b>Measurement field length:</b> Measurement field length [mm], dependent on beam spacing
AA	<b>Electrical connection:</b> M8: M8 connector, 4-pin (plug)

<b>Note</b>
A list with all available device types can be found on the Leuze website at <a href="http://www.leuze.com">www.leuze.com</a> .

## Accessories

### Connection technology - Connection cables

	Part no.	Designation	Article	Description
 	50130850	KD U-M8-4A-V1-050	Connection cable	Connection 1: Connector, M8, Axial, Female, 4 -pin Connection 2: Open end Shielded: No Cable length: 5,000 mm Sheathing material: PVC
 	50130871	KD U-M8-4W-V1-050	Connection cable	Connection 1: Connector, M8, Angled, Female, 4 -pin Connection 2: Open end Shielded: No Cable length: 5,000 mm Sheathing material: PVC

	Part no.	Designation	Article	Description
	50132069	CSL505-Interface	Module	Connection: Sub-D Functions: Configuration and test device

<b>Note</b>
A list with all available accessories can be found on the Leuze electronic website in the Download tab of the article detailed page.