

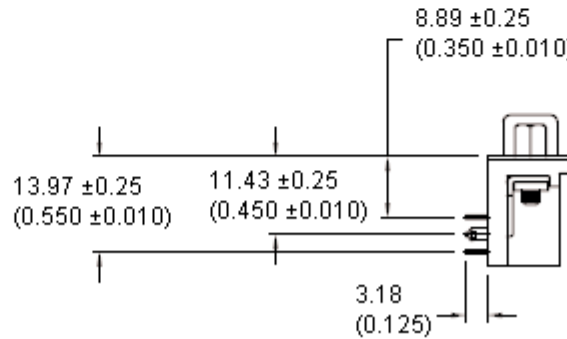
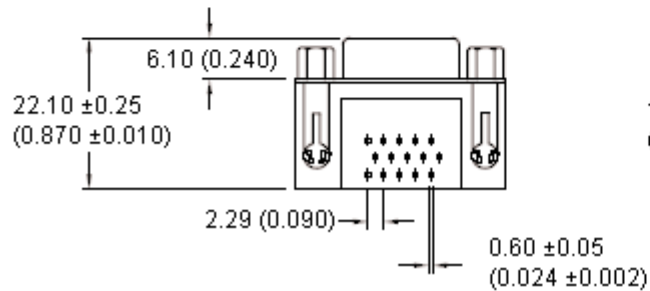
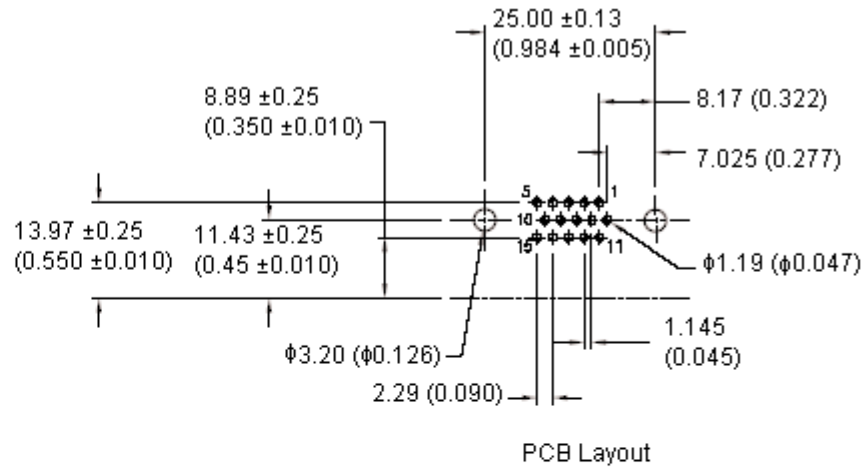
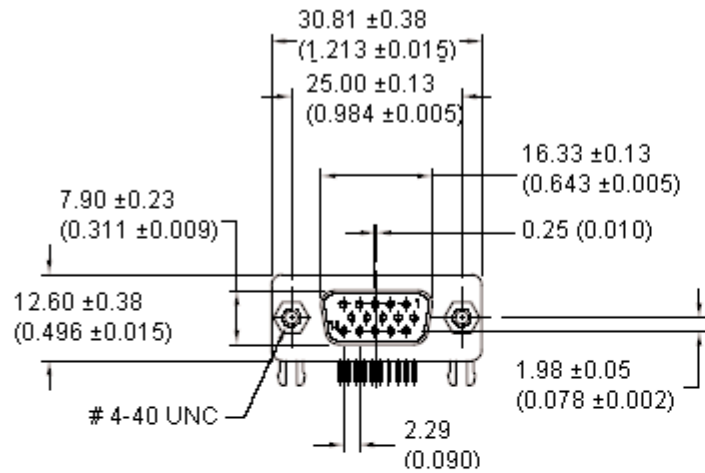


PART NO.

SPC15430

REVISIONS

ECN #	REV	DESCRIPTION	DRAWN	DATE	CHECKD	DATE	APPRVD	DATE
-	A	RELEASED	Jagan	14/10/09	Sridhar	14/10/09	Farnell	28/10/09



Dimensions : Millimetres (Inches)

This data sheet and its contents (the "Information") belong to the Premier Farnell Group (the "Group") or are licensed to it. No licence is granted for the use of it other than for information purposes in connection with the products to which it relates. No licence of any intellectual property rights is granted. The Information is subject to change without notice and replaces all data sheets previously supplied. The Information supplied is believed to be accurate but the Group assumes no responsibility for its accuracy or completeness, any error in or omission from it or for any use made of it. Users of this data sheet should check for themselves the Information and the suitability of the products for their purpose and not make any assumptions based on information included or omitted. Liability for loss or damage resulting from any reliance on the Information or use of it (including liability resulting from negligence or where the Group was aware of the possibility of such loss or damage arising) is excluded. This will not operate to limit or restrict the Group's liability for death or personal injury resulting from its negligence. SPC MULTICOMP is the registered trademark of the Group. © Premier Farnell plc 2009.

TOLERANCES:
UNLESS OTHERWISE SPECIFIED, DIMENSIONS ARE FOR REFERENCE PURPOSES ONLY.

DRAWN BY:	DATE:
Jagan	14/10/09
CHECKED BY:	DATE:
Sridhar	14/10/09
APPROVED BY:	DATE:
Farnell	28/10/09

DRAWING TITLE:			
D Sub Socket - HD, PCB, RA, 15 Ways			
SIZE	DWG NO.	ELECTRONIC FILE	REV
A	M10002419	1564252-DWG	A
SCALE: NTS		U.O.M.: mm (Inches)	SHEET: 1 OF 2



PART NO.

SPC15430

REVISIONS

ECN #	REV	DESCRIPTION	DRAWN	DATE	CHECKD	DATE	APPRVD	DATE
-	A	RELEASED	Jagan	14/10/09	Sridhar	14/10/09	Farnell	28/10/09

Specifications:

Shell : Steel, nickel-plated over copper.
 Insulator : PBT + 30% fibre glass, black colour.
 Contact : Copper alloy, gold-plated on contact area tin-plated on dip solder tail.
 Rivet : Metal, nickel-plated.
 Board-lock : Brass, tin-plated.
 Jack-screw : Brass, nickel-plated.
 Current rating : 2 amperes.
 Minimum insulation resistance : 5000MΩ at 500V dc.
 Minimum dielectric withstanding voltage : 1000V ac for 1 minute.
 Maximum contact resistance : 20mΩ.
 Working temperature : -55°C to +105°C.

Part Number Table

Description	Part Number
Socket, D, High Density, PCB 15 Way	SPC15430

<http://www.farnell.com>

<http://www.newark.com>

<http://www.cpc.co.uk>

This data sheet and its contents (the "Information") belong to the Premier Farnell Group (the "Group") or are licensed to it. No licence is granted for the use of it other than for information purposes in connection with the products to which it relates. No licence of any intellectual property rights is granted. The Information is subject to change without notice and replaces all data sheets previously supplied. The Information supplied is believed to be accurate but the Group assumes no responsibility for its accuracy or completeness, any error in or omission from it or for any use made of it. Users of this data sheet should check for themselves the Information and the suitability of the products for their purpose and not make any assumptions based on information included or omitted. Liability for loss or damage resulting from any reliance on the Information or use of it (including liability resulting from negligence or where the Group was aware of the possibility of such loss or damage arising) is excluded. This will not operate to limit or restrict the Group's liability for death or personal injury resulting from its negligence. SPC MULTICOMP is the registered trademark of the Group. © Premier Farnell plc 2009.

**TOLERANCES:
UNLESS OTHERWISE
SPECIFIED,
DIMENSIONS ARE
FOR REFERENCE
PURPOSES ONLY.**

DRAWN BY:	DATE:
Jagan	14/10/09
CHECKED BY:	DATE:
Sridhar	14/10/09
APPROVED BY:	DATE:
Farnell	28/10/09

DRAWING TITLE:			
D Sub Socket - HD, PCB, RA, 15 Ways			
SIZE	DWG NO.	ELECTRONIC FILE	REV
A	M10002419	1564251-DWG	A
SCALE: NTS		U.O.M.: mm (Inches)	SHEET: 2 OF 2