

## OMNIMATE Power - series WGK WGK 16/Z GY BX

**Weidmüller Interface GmbH & Co. KG**  
 Klingenbergstraße 16  
 D-32758 Detmold  
 Germany  
 Fon: +49 5231 14-0  
 Fax: +49 5231 14-292083  
 www.weidmueller.com

### Product image



Similar to illustration

The WGK finger-proof-insulated enclosures are especially suitable as industrial electronic enclosures for frequency converters, power supplies or filter components which offer a convenient and reliable form of connection internally and externally. To match the wire guides to the installation requirements in the best possible way, Weidmüller offers two versions with horizontal (WGK) and vertical (WGKV) outlet directions.

### General ordering data

Type	WGK 16/Z GY BX
Order No.	<a href="#">2440580000</a>
Version	OMNIMATE Power - series WGK, Feed-through terminal, Rated cross-section: 16 mm <sup>2</sup> , Wemid (PA)
GTIN (EAN)	4050118468175
Qty.	50 pc(s).
Product data	IEC: 500 V / 76 A / 0.5 - 25 mm <sup>2</sup> UL: 600 V / 85 A / AWG 20 - AWG 4
Packaging	Box

## OMNIMATE Power - series WGK WGK 16/Z GY BX

**Weidmüller Interface GmbH & Co. KG**  
Klingenbergstraße 16  
D-32758 Detmold  
Germany  
Fon: +49 5231 14-0  
Fax: +49 5231 14-292083  
www.weidmueller.com

## Technical data

### Dimensions and weights

Net weight 33.24 g

### System parameters

Product family	OMNIMATE Power - series WGK	Wire connection method	Screw connection
Conductor outlet direction	180°	Fitted by customer	Yes
Screwdriver blade	1.0 x 5.5	Tightening torque, min.	2 Nm
Tightening torque, max.	2.3 Nm	Clamping screw	M 5
Stripping length	16 mm	Touch-safe protection acc. to DIN VDE 0470	IP 20

### Material data

Insulating material	Wemid (PA)	Colour	grey
Colour chart (similar)	RAL 7035	UL 94 flammability rating	V-0
Contact material	E-Cu	Contact surface	tinned
Storage temperature, min.	-25 °C	Storage temperature, max.	55 °C
Max. relative humidity during storage	80 %	Operating temperature, min.	-50 °C
Operating temperature, max.	120 °C	Temperature range, installation, min.	-25 °C
Temperature range, installation, max.	120 °C		

### Conductors suitable for connection

Clamping range, min.	0.5 mm <sup>2</sup>		
Clamping range, max.	25 mm <sup>2</sup>		
Wire connection cross section AWG, min.	AWG 20		
Wire connection cross section AWG, max.	AWG 4		
Solid, min. H05(07) V-U	0.5 mm <sup>2</sup>		
Solid, max. H05(07) V-U	16 mm <sup>2</sup>		
Stranded, min. H07V-R	10 mm <sup>2</sup>		
Stranded, max. H07V-R	25 mm <sup>2</sup>		
Flexible, min. H05(07) V-K	0.5 mm <sup>2</sup>		
Flexible, max. H05(07) V-K	16 mm <sup>2</sup>		
w. wire end ferrule, DIN 46228 pt 1, min	0.5 mm <sup>2</sup>		
w. wire end ferrule, DIN 46228 pt 1, max.	16 mm <sup>2</sup>		
Clampable conductor	Cross-section for conductor connection	Type	fine-wired
		nominal	4 mm <sup>2</sup>
	AEH	Stripping length	nominal 15 mm
		Cross-section for conductor connection	Type
	AEH	nominal	6 mm <sup>2</sup>
		Stripping length	nominal 15 mm
	Cross-section for conductor connection	Type	fine-wired
		nominal	10 mm <sup>2</sup>
	AEH	Stripping length	nominal 15 mm
		Cross-section for conductor connection	Type
	AEH	nominal	16 mm <sup>2</sup>
		Stripping length	nominal 15 mm
Max. clamping range	25 mm <sup>2</sup>		

**OMNIMATE Power - series WGK  
WGK 16/Z GY BX**

**Weidmüller Interface GmbH & Co. KG**  
Klingenbergstraße 16  
D-32758 Detmold  
Germany  
Fon: +49 5231 14-0  
Fax: +49 5231 14-292083  
www.weidmueller.com


**Technical data**
**Rated data acc. to IEC**

tested acc. to standard	IEC 60664-1, IEC 61984	Rated current, min. no. of poles (Tu=20°C)	76 A
Rated current, max. no. of poles (Tu=20°C)	76 A	Rated voltage for surge voltage class / pollution degree III/3	500 V
Rated impulse voltage for surge voltage class/ contamination degree III/3	6 kV		

**Rated data acc. to CSA**

Rated voltage (Use group B / CSA)	600 V	Rated voltage (Use group C / CSA)	600 V
Rated current (Use group B / CSA)	85 A	Rated current (Use group C / CSA)	85 A
Wire cross-section, AWG, min.	AWG 20	Wire cross-section, AWG, max.	AWG 4

**Rated data acc. to UL 1059**

Institute (cURus)		Certificate No. (cURus)	E60693
Rated voltage (Use group B / UL 1059)	600 V	Rated voltage (Use group C / UL 1059)	600 V
Rated current (Use group B / UL 1059)	85 A	Rated current (Use group C / UL 1059)	85 A
Wire cross-section, AWG, min.	AWG 20	Wire cross-section, AWG, max.	AWG 4
Reference to approval values	Specifications are maximum values, details - see approval certificate.		

**Packing**

Packaging	Box	VPE length	495 mm
VPE width	355 mm	VPE height	182 mm

**Classifications**

ETIM 6.0	EC001283	eClass 6.2	27-14-11-34
eClass 9.0	27-14-11-34	eClass 9.1	27-14-11-34

**Notes**

Notes	<ul style="list-style-type: none"> <li>• Clearance and creepage distances to other components must be devised in accordance with the relevant application standard. This can be achieved in the device by full encapsulation or by the use of additional spacer plates.</li> <li>• Rated data refer only to the component itself. Clearance and creepage distances to other components are to be designed in accordance with the relevant application standards.</li> <li>• Colours: SW = black; GN/YL = green/yellow; GY = grey</li> <li>• Additional colours on request</li> <li>• WGK: Rated voltage plastic walls: 1 - 6 mm = 800 V; metal walls: 1 - 2.5 mm = 800 V; metal walls: 2.5 - 4 mm = 690 V; metal walls: 4 - 6 mm = 500 V</li> </ul>
-------	---

**Data sheet****OMNIMATE Power - series WGK  
WGK 16/Z GY BX**

**Weidmüller Interface GmbH & Co. KG**  
Klingenbergstraße 16  
D-32758 Detmold  
Germany  
Fon: +49 5231 14-0  
Fax: +49 5231 14-292083  
www.weidmueller.com

**Technical data****Approvals**

Approvals



ROHS

Conform

**Downloads**Approval/Certificate/Document of  
Conformity[Declaration of the Manufacturer](#)

Brochure/Catalogue

[FL DRIVES EN](#)  
[MB DEVICE MANUF. EN](#)  
[FL DRIVES DE](#)  
[FL\\_BASE\\_STATION\\_EN](#)  
[FL ELEVATOR EN](#)  
[FL POWER SUPPLY EN](#)  
[FL 72H SAMPLE SER EN](#)  
[PO OMNIMATE EN](#)

Engineering Data

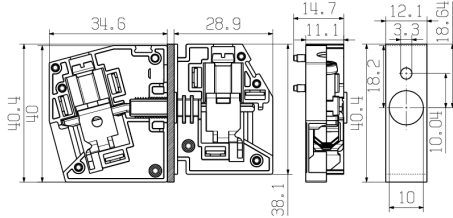
[STEP](#)

**OMNIMATE Power - series WGK  
WGK 16/Z GY BX**

**Weidmüller Interface GmbH & Co. KG**  
Klingenbergstraße 16  
D-32758 Detmold  
Germany  
Fon: +49 5231 14-0  
Fax: +49 5231 14-292083  
www.weidmueller.com

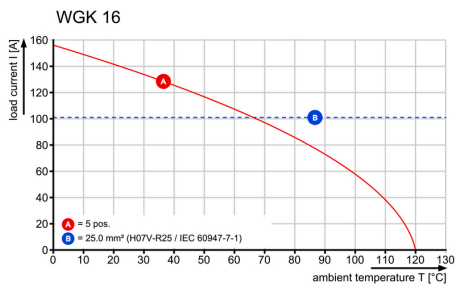
**Drawings**

**Dimensional drawing**



WGK 16/Z...

**Graph**



**Graph**

