
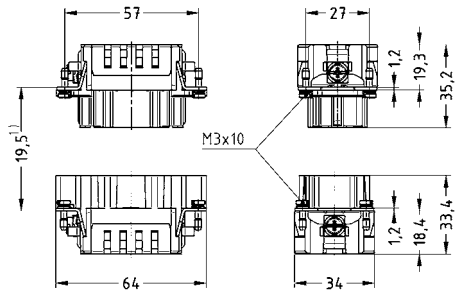

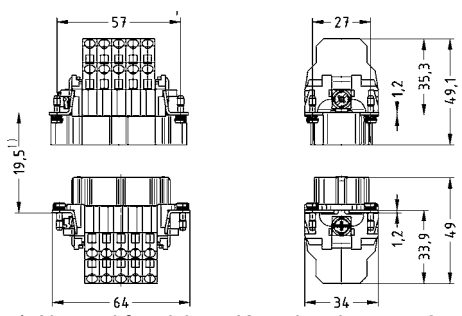
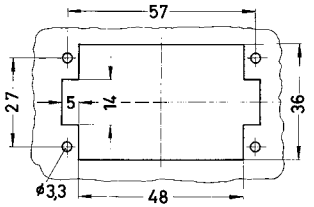


Kontaktanzahl

10+

500 V
16 A

Han E/
EE

Bezeichnung	Leiterquer- schnitt (mm ²)	Bestell-Nummer Stift Buchse		Maßzeichnung Maße in mm																														
<p>Han® ES, Käfigzugfederanschluss, versilberte Kontakte, Durchgangswiderstand: ≤3 mOhm</p> 	0,14–2,5	09 33 010 2616	09 33 010 2716	 <p>1) Abstand für sichere Kontaktgabe max. 21 mm</p>																														
<p>Han® ESS, Käfigzugfederanschluss, versilberte Kontakte, Durchgangswiderstand: ≤3 mOhm</p>  <p>zwei Anschlüsse pro Kontakt</p>	0,14–2,5	09 33 010 2672	09 33 010 2772	 <p>1) Abstand für sichere Kontaktgabe max. 21 mm</p> <div style="display: flex; justify-content: space-around; align-items: center;"> <table border="1" data-bbox="1270 1429 1385 1615"> <tr><td>6</td><td>●</td><td>1</td></tr> <tr><td>7</td><td>●</td><td>2</td></tr> <tr><td>8</td><td>●</td><td>3</td></tr> <tr><td>9</td><td>●</td><td>4</td></tr> <tr><td>10</td><td>●</td><td>5</td></tr> </table> <table border="1" data-bbox="1390 1429 1505 1615"> <tr><td>1</td><td>●</td><td>6</td></tr> <tr><td>2</td><td>●</td><td>7</td></tr> <tr><td>3</td><td>●</td><td>8</td></tr> <tr><td>4</td><td>●</td><td>9</td></tr> <tr><td>5</td><td>●</td><td>10</td></tr> </table> </div> <p style="text-align: center;">M F</p> <p>Kontaktanordnung Ansicht Anschlussseite</p>  <p>Montageausschnitt</p>	6	●	1	7	●	2	8	●	3	9	●	4	10	●	5	1	●	6	2	●	7	3	●	8	4	●	9	5	●	10
6	●	1																																
7	●	2																																
8	●	3																																
9	●	4																																
10	●	5																																
1	●	6																																
2	●	7																																
3	●	8																																
4	●	9																																
5	●	10																																