



Model Number

NCB1,5-8GM50-Z0-V3

Features

- 1.5 mm flush
- 2-wire DC

Accessories

- BF 8**
Mounting flange, 8 mm
- EXG-08**
Quick mounting bracket with dead stop
- V3-GM**
Female connector, M8, 3-pin, field attachable
- V3-WM-2M-PUR**
Cable socket, M8, 3-pin, PUR cable
- V3-GM-2M-PUR**
Cable socket, M8, 3-pin, PUR cable

Technical Data

General specifications

Switching element function		DC	NO
Rated operating distance	s_n	1.5 mm	
Installation		flush	
Output polarity		DC	
Assured operating distance	s_a	0 ... 1.21 mm	
Reduction factor r_{Al}		0.22	
Reduction factor r_{Cu}		0.16	
Reduction factor r_{304}		0.64	

Nominal ratings

Operating voltage	U_B	5 ... 60 V
Switching frequency	f	0 ... 1200 Hz
Hysteresis	H	1 ... 10 typ. 5 %
Reverse polarity protection		reverse polarity tolerant
Short-circuit protection		pulsing
Voltage drop	U_d	≤ 5 V
Operating current	I_L	2 ... 100 mA
Lowest operating current	I_m	2 mA
Off-state current	I_r	0 ... 0.5 mA typ.
Switching state indicator		LED, yellow

Functional safety related parameters

MTTF _d	2950 a
Mission Time (T _M)	20 a
Diagnostic Coverage (DC)	0 %

Ambient conditions

Ambient temperature	-25 ... 70 °C (-13 ... 158 °F)
---------------------	--------------------------------

Mechanical specifications

Connection type	Connector M8 x 1, 3-pin
Housing material	Stainless steel 1.4305 / AISI 303
Sensing face	LCP
Degree of protection	IP67

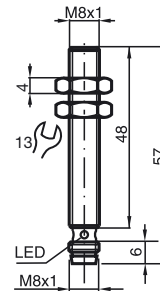
Compliance with standards and directives

Standard conformity	
Standards	EN 60947-5-2:2007 IEC 60947-5-2:2007

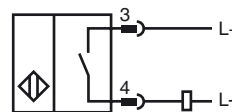
Approvals and certificates

UL approval	cULus Listed, General Purpose
CSA approval	cCSAus Listed, General Purpose
CCC approval	Certified by China Compulsory Certification (CCC)

Dimensions

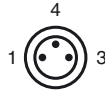


Electrical Connection



Release date: 2015-02-18 13:54 Date of issue: 2015-02-18 126088_eng.xml

Pinout



Wire colors in accordance with EN 60947-5-2

1		BN	(brown)
3		BU	(blue)
4		BK	(black)