



LOAD FEEDER FUSELESS DIRECT START, AC 400V, SZ S00 5.5...8A, DC 24V SPRING-LOADED CONNECTION FOR BUSBAR SYSTEMS 60MM TYPE OF COORDINATION 1, IQ = 150KA 1NO (CONTACTOR)

product brand name		SIRIUS
Product designation		non-fused load feeders 3RA2
<b>Manufacturer article number</b>		
<ul style="list-style-type: none"> <li>• of the supplied contactor</li> <li>• of the supplied circuit-breakers</li> <li>• of the supplied busbar adapter</li> <li>• of the supplied link module</li> </ul>		<a href="#">3RT2015-2BB41</a> <a href="#">3RV2011-1HA20</a> <a href="#">8US1251-5DT11</a> <a href="#">3RA2911-2AA00</a>

**General technical data:**

<b>Insulation voltage</b>		
<ul style="list-style-type: none"> <li>• with degree of pollution 3 Rated value</li> </ul>	V	690
<b>Shock resistance</b>		
<ul style="list-style-type: none"> <li>• acc. to IEC 60068-2-27</li> </ul>		6g / 11 ms
<b>Surge voltage resistance Rated value</b>	kV	6
<b>Type of assignment</b>		1
<b>Protection class IP</b>		
<ul style="list-style-type: none"> <li>• on the front</li> </ul>		IP20

**Main circuit:**

<b>Number of poles for main current circuit</b>		3
<b>Adjustable response value current of the current-dependent overload release</b>	A	5.5 ... 8
<b>Operating voltage</b>		
<ul style="list-style-type: none"> <li>• Rated value</li> <li>• at AC-3 Rated value maximum</li> </ul>	V	690
	V	690
Operating frequency Rated value	Hz	50 ... 60
<b>Operating current</b>		

<ul style="list-style-type: none"> <li>• at AC-3 <ul style="list-style-type: none"> <li>— at 400 V Rated value</li> </ul> </li> </ul>	A	6.5
<b>Operating power</b>		
<ul style="list-style-type: none"> <li>• at AC-3 <ul style="list-style-type: none"> <li>— at 400 V Rated value</li> <li>— at 500 V Rated value</li> <li>— at 690 V Rated value</li> </ul> </li> </ul>	W W W	3 000 4 000 5 500
<b>Control circuit/ Control:</b>		
<b>Control supply voltage for DC</b>		
<ul style="list-style-type: none"> <li>• Rated value</li> </ul>	V	24
<b>Holding power of the magnet coil for DC</b>	W	4
<b>Auxiliary circuit:</b>		
<b>Product expansion Auxiliary switch</b>		Yes
<b>Protective and monitoring functions:</b>		
<b>Trip class</b>		CLASS 10
<b>Design of the overload circuit breaker</b>		thermal (bimetallic)
<b>UL/CSA ratings:</b>		
<b>Full-load current (FLA) for three-phase AC motor</b>		
<ul style="list-style-type: none"> <li>• at 480 V Rated value</li> </ul>	A	8
<b>yielded mechanical performance [hp]</b>		
<ul style="list-style-type: none"> <li>• for three-phase AC motor at 220/230 V Rated value</li> <li>• for three-phase AC motor at 460/480 V Rated value</li> <li>• for three-phase AC motor at 575/600 V Rated value</li> </ul>	metric hp metric hp metric hp	2 5 5
<b>Short-circuit:</b>		
<b>Product function Short circuit protection</b>		Yes
<b>Design of the short-circuit trip</b>		magnetic
<b>Conditional short-circuit current (I<sub>q</sub>)</b>		
<ul style="list-style-type: none"> <li>• at 690 V acc. to IEC 60947-4-1 Rated value</li> <li>• at 400 V acc. to IEC 60947-4-1 Rated value</li> <li>• at 500 V acc. to IEC 60947-4-1 Rated value</li> </ul>	A A A	4 000 153 000 42 000
<b>Installation/ mounting/ dimensions:</b>		
<b>mounting position</b>		vertical
<b>Mounting type</b>		for snapping onto 60 mm busbar systems
<b>Height</b>	mm	260
<b>Width</b>	mm	45
<b>Depth</b>	mm	155.1
<b>Required spacing</b>		

• for grounded parts		
— forwards	mm	0
— Backwards	mm	0
— upwards	mm	20
— at the side	mm	9
— downwards	mm	10
• for live parts		
— forwards	mm	0
— Backwards	mm	0
— upwards	mm	20
— downwards	mm	10
— at the side	mm	9

#### Connections/ Terminals:

##### Type of electrical connection

- |                            |                         |
|----------------------------|-------------------------|
| • for main current circuit | spring-loaded terminals |
|----------------------------|-------------------------|

#### Safety related data:

<b>B10 value with high demand rate acc. to SN 31920</b>		1 000 000
<b>Proportion of dangerous failures</b>		
• with high demand rate acc. to SN 31920	%	73
<b>Protection against electrical shock</b>		finger-safe

#### Mechanical data:

<b>Size of the circuit-breaker</b>		S00
<b>Size of load feeder</b>		S00

#### Ambient conditions:

##### Ambient temperature

- |                    |    |             |
|--------------------|----|-------------|
| • during operation | °C | -20 ... +60 |
| • during storage   | °C | -50 ... +80 |
| • during transport | °C | -50 ... +80 |

#### Certificates/ approvals:

General Product Approval	For use in hazardous locations	Declaration of Conformity	Test Certificates
--------------------------	--------------------------------	---------------------------	-------------------



[Special Test Certificate](#)

Test Certificates	Shipping Approval
-------------------	-------------------

[Declaration of the Compliance with the order](#)

[Type Test Certificates/Test Report](#)



GL

Shipping Approval	other
-------------------	-------



[Environmental Confirmations](#)

[Declaration of Conformity](#)

[other](#)

#### Further information

##### Information- and Downloadcenter (Catalogs, Brochures,...)

<http://www.siemens.com/industrial-controls/catalogs>

##### Industry Mall (Online ordering system)

<http://www.siemens.com/industrymall>

##### Cax online generator

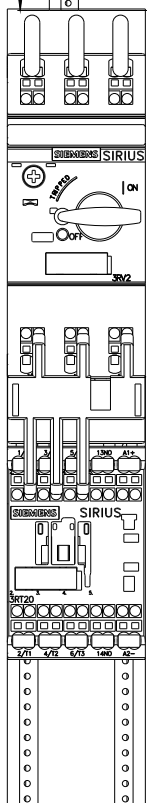
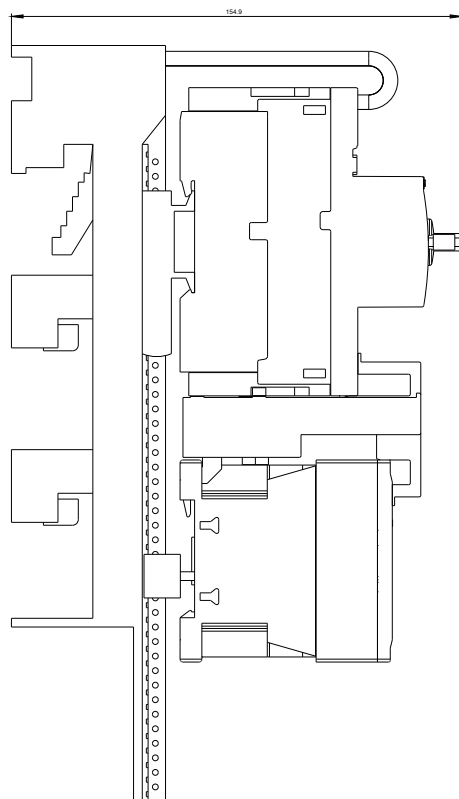
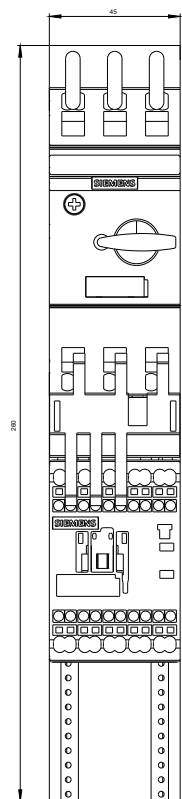
<http://support.automation.siemens.com/WW/CAXorder/default.aspx?lang=en&mfb=3RA21101HH151BB4>

##### Service&Support (Manuals, Certificates, Characteristics, FAQs,...)

<http://support.automation.siemens.com/WW/view/en/3RA21101HH151BB4/all>

##### Image database (product images, 2D dimension drawings, 3D models, device circuit diagrams, EPLAN macros, ...)

[http://www.automation.siemens.com/bilddb/cax\\_de.aspx?mfb=3RA21101HH151BB4&lang=en](http://www.automation.siemens.com/bilddb/cax_de.aspx?mfb=3RA21101HH151BB4&lang=en)



DREI-FACHHERABZWEIG, SICHERUNGSL.



DREI-FACHHERABZWEIG, SICHERUNGSL.

last modified:

11.03.2015