

M12 Actuator/Sensor Distribution Boxes

ASBS.../LED

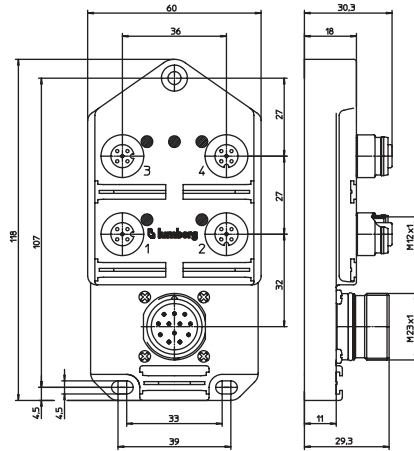


4-, 6- and 8-Ports (LED)

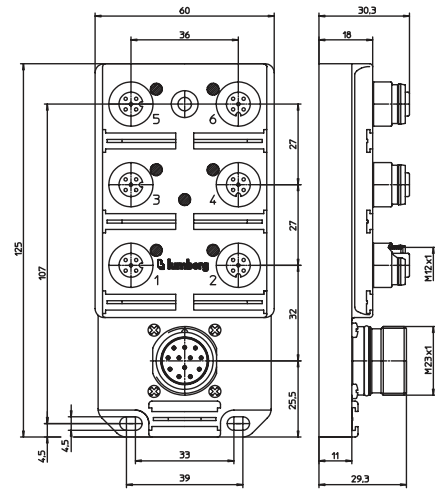
Pluggable actuator/sensor distribution box with LED operation and function indicators, 4-, 6-, and 8-ports, top-entry, M12 sockets, 4-poles, 1 signals per socket, with M23 quick-disconnect for the control cable.

– control cable type: 12P: RKU 12-256/...M or RKWU 12-256/...M –

4-Ports



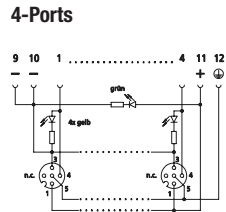
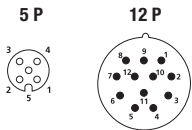
6-Ports



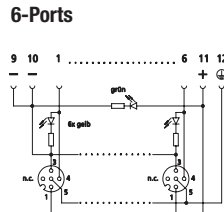
Pin Assignments

M12 / M23

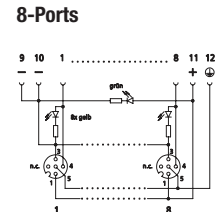
Wiring Diagrams



- 1 = 11 (+)
- 2 = n.c.
- 3 = 9 (-)
- 4 = 1 (1)
- 2 (2)
- 3 (3)
- 4 (4)
- 5 (5)
- 6 (6)
- 5 = 12 (PE)



- 1 = 11 (+)
- 2 = n.c.
- 3 = 9 (-)
- 4 = 1 (1)
- 2 (2)
- 3 (3)
- 4 (4)
- 5 (5)
- 6 (6)
- 5 = 12 (PE)

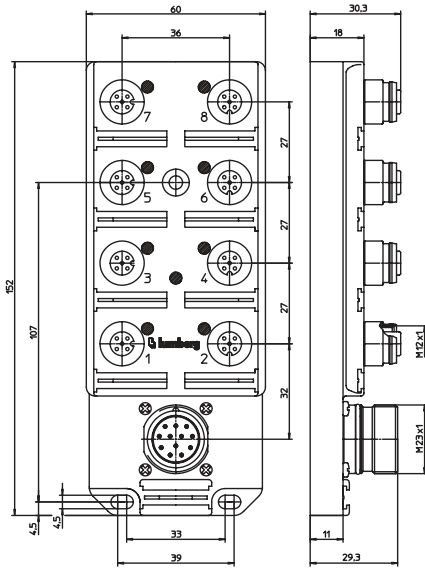


- 1 = 11 (+)
- 2 = n.c.
- 3 = 9 (-)
- 4 = 1 (1)
- 2 (2)
- 3 (3)
- 4 (4)
- 5 (5)
- 6 (6)
- 7 (7)
- 8 (8)
- 5 = 12 (PE)



M12 Actuator/Sensor Distribution Boxes
 ASBS 4 5-4/LED | ASBS 6 5-4/LED | ASBS 8 5-4/LED

8-Ports



Technical Data

Environmental

Degree of protection IP 67 / NEMA 6P
 Operating temperature range -15°C (+5°F) / +80°C (+176°F)

Mechanical

Housing TPU, self-extinguishing
 Insert PA GF, self-extinguishing
 Contact CuZn, pre-nickel and 0.8 microns gold-plated
 Receptacle shell CuZn, nickel-plated
 O-ring FKM

Electrical

Contact resistance ≤5mΩ
 Voltage rating 10-30 V DC
 Current rating 4 A per port / 12 A max. total
 Insulation resistance > 10⁹ Ω

Accessories (included)

ZVK 2 dust covers for unused sockets
 ZBS 10 attachable labels

Part Number	Ports	Mating Control Cables	Characteristics
ASBS 4/LED 5-4	4	RKU 12-256/...M or RKWU 12-256/...M	
ASBS 6/LED 5-4	6	RKU 12-256/...M or RKWU 12-256/...M	
ASBS 8/LED 5-4	8	RKU 12-256/...M or RKWU 12-256/...M	