


MPTC-01-80-01-6.30-01-L-V-LC



MPSC-01-80-01-7.70-01-L-V

(5.00 mm) .197" (PWR) (2.00 mm) .079" (SIG)

MPTC, MPSC SERIES

30 A SIGNAL/POWER COMBO SYSTEM

MPTC Mates with:
MPSC, MPCC

MPSC Mates with:
MPTC

SPECIFICATIONS

For complete specifications see www.samtec.com?MPTC or www.samtec.com?MPSC

Insulator Material:
Black LCP

Terminal/Contact Material:
Signal: Phosphor Bronze
Power: Copper Alloy

Plating:
Sn or Au over
50µ" (1.27 µm) Ni

Operating Temp

Range:
-55°C to +105°C with Tin
-55°C to +125°C with Gold

Voltage Rating:
300 VAC/424 VDC

RoHS Compliant:

Yes
Lead-Free Solderable:
Yes

MPTC-V/MPSC-V	
POWER PINS	CURRENT RATING (PER CONTACT)
1	28.8 A
2	24.7 A
3	24.1 A
4	22.3 A
All	18.5 A



-01, -02
= Power Pins Per End

-16
= Signal Pins
-24
= Signal Pins
-80
= Signal Pins

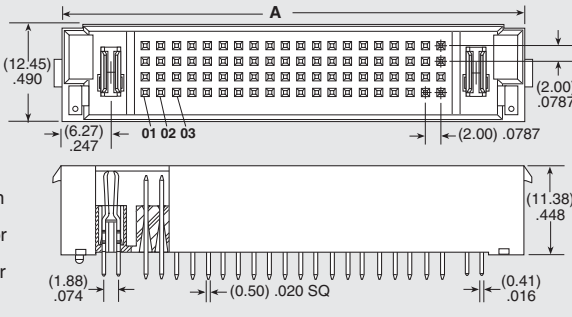
-01, -02
= Power Pins Per End

-6.30
= (6.30 mm) .248"

-01
= Use with (1.60 mm) .062" Thick PCB
-03
= Use with (2.36 mm) .093" Thick PCB

-L
= 10µ" (0.25 µm) Gold on contact, Matte Tin on tail (Power & Signal)
-T
= Matte Tin on contacts and tail (Power), Gold on contact, Matte Tin on tail (Signal)

-LC
= Locking Clip (Manual placement required)



POWER PINS/END	A		
	16 SIGNAL PINS	24 SIGNAL PINS	80 SIGNAL PINS
-01	(27.44) 1.081	(31.45) 1.238	(59.44) 2.340
-02	(37.44) 1.474	(41.45) 1.632	(69.44) 2.734

Note: Available standard power pin combinations: MPTC-01-XX-01 or MPTC-02-XX-02. Contact Samtec for other options.



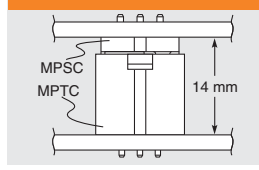
• Locking clip option

RECOGNITIONS

For complete scope of recognitions see www.samtec.com/quality



MATED HEIGHT



ALSO AVAILABLE (MOQ Required)

- 4, 8, 36 and 48 total signal pins
Contact Samtec.

OTHER SOLUTIONS

- Right Angle. See MPTC-RA Series.

Note: Some sizes, styles and options are non-standard, non-returnable.



-01, -02
= Power Pins Per End

-16
= Signal Pins
-24
= Signal Pins
-80
= Signal Pins

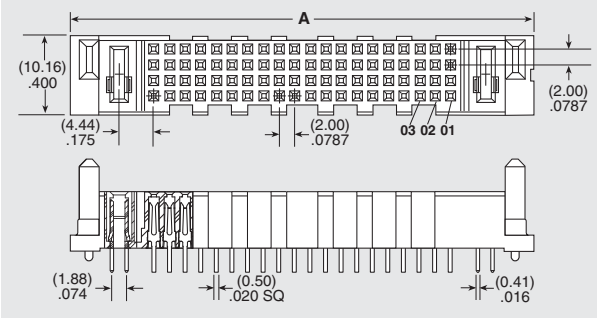
-01, -02
= Power Pins Per End

-7.70
= (7.70 mm) .303"

-01
= Use with (1.60 mm) .062" Thick PCB
-03
= Use with (2.36 mm) .093" Thick PCB

-L
= 10µ" (0.25 µm) Gold on contact, Matte Tin on tail (Power & Signal)
-T
= Matte Tin on contacts and tail (Power), Gold on contact, Matte Tin on tail (Signal)

-LC
= Locking Clip (Manual placement required) (Not available with -16 signal pins)



POWER PINS/END	A		
	16 SIGNAL PINS	24 SIGNAL PINS	80 SIGNAL PINS
-01	(27.44) 1.081	(31.45) 1.238	(59.44) 2.340
-02	(37.44) 1.474	(41.45) 1.632	(69.44) 2.734