

Philips Ledino
Wall light

Ledino



69080/87/16



Giving light a new experience

Power with precision. This highly-directional linear spotlight family is built around a sheer aluminium bar with an architectural feel inspired by professional lighting systems.

Elegant design meets innovative technology

- Warm white light effect
- High Power LED
- High light quality with strong light output
- On/off switch on article
- The perfect beam angle for spot lighting (40°)
- Adjustable light intensity with dimmer switch
- Rotates freely in any direction

Sustainable light solutions

- Extremely long operating life
- Saves up to 80% energy

PHILIPS


sense and simplicity



asimpleswitch.com


Highlights

Dimmable



Most Philips LED luminaires are dimmable, which means that their light level can be adjusted with a dimmer switch. The dimming indication is always mentioned on the product packaging and in the manual that is delivered in the box. Most Philips LED luminaires can be dimmed by means of an external trailing edge wall dimmer (not included in the product box). These dimmers are compatible with electronic (capacitive) transformers and LED drivers. Philips tested a number of wall dimmers that have proved to be compliant. A list of compatible dimmers is available in the downloads and support section.

Extremely long operating life



A light source you can trust. Philips LED luminaires offer an extremely long-life of at least 20,000 hours (which equals 20 years on a basis of an average use of 3 hours/day with an amount of at least of 13,000 on/off switching cycles). It feels so comfortable to think that you won't have to worry about maintenance

or lamp replacement while having the perfect light ambience in your home.

High light quality

A module of 7.5 W produces the equivalent light output as a 40 W incandescent lamp (350 Lumen) with strong light output.

High Power LED




The LED module is a unique solution developed by Philips, which combines 3 LEDs in a synthetic and aluminium housing. This technique enables an optimal light output and a 100% uniform light colour.

On/off switch on article

With the button discreetly integrated into the article, you can easily switch the light on and off.

Rotates freely




Rotates freely in any direction

Saves up to 80% energy



The LED lighting technology used in Philips luminaires is highly energy-efficient (7.5 W module produces 350 Lumen). As a result, every luminaire conserves energy, helping consumers to save money on their electricity bills and contribute to preserving the environment. For home lighting that's energy-efficient and provides great light in a range of contemporary designs, look for Philips LED products.

The perfect beam angle



The perfect beam angle for spot lighting (40°)

Specifications

Design and finishing

- Material: aluminium
- Colour: grey

Extra feature/accessory incl.

- PowerLED integrated
- Compatible with wall dimmer

Product dimensions & weight

- Height: 13.6 cm
- Length: 13.2 cm
- Width: 10.2 cm
- Net weight: 0.620 kg

Technical specifications

- Mains power: Range 220 V–240 V, 50-60 Hz
- Bulb technology: PowerLED, Safety Extra Low Voltage
- Number of bulbs: 1
- Wattage bulb included: 7.5 W

- Maximum wattage replacement bulb: 7.5 W
- Light colour: 2700K warm white
- Beam angle: 40°
- IP code: IP20, protection against objects bigger than 12.5 mm, no protection against water
- Class of protection: I - earthed

Service

- Warranty: 2 year(s)

Packaging dimensions and weight

- Height: 14.7 cm
- Length: 14.8 cm
- Width: 14.3 cm
- Weight: 0.718 kg

Miscellaneous

- Especially designed for: Living Room and Bedroom
- Style: Concept
- Type: Wall light



Issue date 2012-02-14

Version: 2.0.1

12 NC: 9150 024 97101
EAN: 87 17943 74544 9

© 2012 Koninklijke Philips Electronics N.V.
All Rights reserved.

Specifications are subject to change without notice.
Trademarks are the property of Koninklijke Philips
Electronics N.V. or their respective owners.

www.philips.com