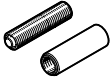
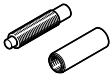







Accessories

Ordering data – Shock absorbers				
	For size	Description	Part No.	Type code
For DGST...-P			Data sheets → Internet: dyef	
	6	<ul style="list-style-type: none"> Scope of delivery: 1 cushioning component and 1 threaded sleeve Elastic cushioning at both ends, self-adjusting, with end-position adjustment Included in the scope of delivery for DGST...-P (2 pieces) 	★ 8073902	DYEF-G8-M4-Y1
	8		★ 8073903	DYEF-G8-M5-Y1
	10		★ 8073904	DYEF-G8-M6-Y1
	12		★ 8073905	DYEF-G8-M8-Y1
	16		★ 8073906	DYEF-G8-M10-Y1
	20		★ 8073907	DYEF-G8-M12-Y1
	25		★ 8073908	DYEF-G8-M14-Y1
For DGST...-Y12			Data sheets → Internet: dyss	
	6	<ul style="list-style-type: none"> Scope of delivery: 1 cushioning component and 1 threaded sleeve Shock absorbers at both ends, self-adjusting, with end-position adjustment Included in the scope of delivery for DGST...-Y12 (2 pieces) Only possible from a stroke of 30 mm Set minimum stroke ≥ 2x cushioning length 	★ 8073911	DYSS-G8-2-4-Y1F
	8		★ 8073912	DYSS-G8-3-4-Y1F
	10		★ 8073913	DYSS-G8-4-4-Y1F
	12		★ 8073914	DYSS-G8-5-5-Y1F
	16		★ 8073915	DYSS-G8-7-5-Y1F
	20		★ 8073916	DYSS-G8-8-8-Y1F
	25		★ 8073917	DYSS-G8-10-10-Y1F
For DGST...-Y12			Data sheets → Internet: dyss	
	6	<ul style="list-style-type: none"> Scope of delivery: 1 cushioning component Shock absorbers at both ends, self-adjusting, with end-position adjustment Only possible from a stroke of 30 mm Set minimum stroke ≥ 2x cushioning length Can only be mounted with a threaded sleeve 	8081767	DYSS-2-4-Y1F
	8		8081768	DYSS-3-4-Y1F
	10		8081769	DYSS-4-4-Y1F
	12		8081770	DYSS-5-5-Y1F
	16		8069001	DYSS-7-5-Y1F
	20		8069002	DYSS-8-8-Y1F
	25		8069003	DYSS-10-10-Y1F

Ordering data				
	For size	Description	Part No.	Type code
Centring sleeve/centring pin ZBH, ZBS			Data sheets → Internet: zbh	
	6, 8, 10, 12, 16	For centring loads and attachments on the slide	189652	ZBH-5
	20, 25		189653	ZBH-12
	6	For centring loads and attachments on the yoke plate	525273	ZBS-2
	8, 10		189652	ZBH-5
	12, 16		186717	ZBH-7
	20, 25		189653	ZBH-12
	6, 8 ²⁾		189652	ZBH-5
	10, 12	186717	ZBH-7	
	16	150927	ZBH-9	
	20, 25	189653	ZBH-12	
Connector sleeve ZBV			Data sheets → Internet: zbv	
	20	For centring loads and attachments on the yoke plate	548806	ZBV-12-9
One-way flow control valve GRLA			Data sheets → Internet: grla	
	6	For speed regulation	175041	GRLA-M3-QS-3
	8, 10, 12, 16		★ 193139	GRLA-M5-QS-6-D
	20, 25		★ 193145	GRLA-1/8-QS-8-D
Push-in fitting QSM			Data sheets → Internet: qs	
	6	For connecting compressed air tubing with standard outside diameters	★ 153303	QSM-M3-4
	8, 10, 12, 16		★ 153304	QSM-M5-4
	20, 25		★ 153307	QSM-1/8-6

1) Packaging unit

2) It is not possible to use an M4 screw in combination with the centring sleeve

Festo core product range

- ★ Generally ready for dispatch from the factory within 24 hours
- ★ Generally ready for dispatch from the factory within 5 days